

Quantum® Q6 Edge with
TRU-Balance®3 Static Seating
ODJFS Only
Group 3



QUANTUM REHAB®

Pride Mobility Products Corporation®
182 Susquehanna Ave., Exeter, PA 18643
Phone: (866)800-2002 • Fax: (866) 707-3422
Email: quantumorders@pridemobility.com

Discount: _____
Terms: _____
Freight: _____
Taken By: _____

Account Number: _____
Provider Name: _____
Contact: _____
Phone: _____ Fax: _____
Email: _____
Date: _____
PO#: _____
Marked For: _____
Ship to Address: _____
City: _____ State: _____ Zip: _____

Note Section

For Quantum Use:

For Provider Use:

_____	_____
_____	_____
_____	_____
_____	_____
_____	_____
_____	_____
_____	_____
_____	_____
_____	_____
_____	_____

Set-to-Spec

This section must be filled out, otherwise the selection will default to the mid-range measurements.

Provide back height, armrest height, center mount height and legrest height.

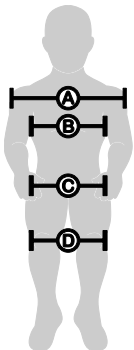
Set Back Height: _____

Set Armrest Height Left: _____ Right: _____

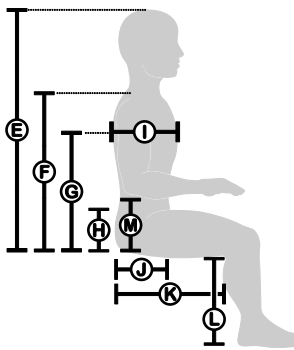
Set Center Mount Length: _____

Set Legrest Length Left: _____ Right: _____

Height: _____ Weight: _____



- A. Shoulder Width _____
- B. Chest Width _____
- C. Hip Width _____
- D. External Knee Width _____



- E. Maximum Sitting Height _____
- F. Shoulder Height _____
- G. Axilla Height _____
- H. PSIS Height _____
- I. Trunk Depth _____
- J. Ischial Depth _____
- K. Thigh Depth _____
- L. Lower Leg Length _____
- M. Elbow Height _____














DME providers are responsible for determining appropriate billing codes when submitting for insurance reimbursement. HCPCS codes should not be considered as legal advice. All prices are MSRP.



Quantum Q6 Edge with TRU-Balance®3 Static Seating

Description	Price	HCPCS Code
Base Model		
<input type="checkbox"/> Quantum Q6 Edge 3S-SS <i>300 lbs. wt capacity. Comes standard with a solid seat pan, 5 mph programmable motors, 8 amp off board charger. Dimensions of base without legrests are 24"W x 35.5"L</i>	\$6,308	K0848/K0011 MFG Sugg
<input type="checkbox"/> Quantum Q6 Edge 3SP-SS <i>For use with seat lift. 300 lbs. wt capacity. Comes standard with a solid seat pan, 5 mph programmable motors, 8 amp off board charger. Dimensions of base without legrests are 24"W x 35.5"L</i>	\$6,508	K0856/K0011 MFG Sugg
Colors		
Metallic Colors:		
<input type="checkbox"/> ● Black	<input type="checkbox"/> ● Silver	<input type="checkbox"/> ● Candy Apple Red
<input type="checkbox"/> ● Orion Yellow	<input type="checkbox"/> ● Sunburst Orange	<input type="checkbox"/> ● Pearl Pink
<input type="checkbox"/> ● True Blue	<input type="checkbox"/> ● Emerald Green	<input type="checkbox"/> ● Sapphire Blue
<input type="checkbox"/> ● Viper Blue		
Patterns: \$800 (Available through SOF)		
<input type="checkbox"/> Mossy Oak		
Motor Upgrades		
<input type="checkbox"/> Community Use Package <i>300 lbs. Weight Capacity; 4-Pole High Speed Motor Package; 4" wide flat free, or pneumatic, knobby, extended traction tires. Increases overall base width by 1.5"</i>	\$2,125	
<input type="checkbox"/> High Speed Motor Package <i>Programmable speed up to 6 Miles per Hour; High Speed Motors decrease per-charge range.</i>	\$1,574	
<input type="checkbox"/> Accu-Trac Motor Technology <i>Programmable speed up to 6 Miles per Hour; Delivers Enhanced Traction and Tracking, Especially with Switched Drive Controls. Requires Q-Logic 2 EX.</i>	\$1,295	K0108
Base Mounted Foot Platform		
<input type="checkbox"/> Base Mounted Foot Platform (Not available with center mount foot platforms)		Standard
<input type="checkbox"/> Bell Shaped Foot Platform (10.12" Tapering to 14"W x 13"D)		\$235
Drive Wheels		
Description	Price	HCPCS Code
<input type="checkbox"/> 3" x 14" Flat Free	Standard	
<input type="checkbox"/> 4" x 14" Flat Free, Knobby, Extended Traction Tires <i>Increases overall base width by 1.5"</i>	\$551	
<input type="checkbox"/> 3" x 14" Pneumatic	No Charge	
<input type="checkbox"/> 4" x 14" Pneumatic, Knobby, Extended Traction Tires <i>Increases overall base width by 1.5"</i>	\$551	
Rim Color Options:		
<input type="checkbox"/> Silver Standard	<input type="checkbox"/> Matching	<input type="checkbox"/> Non-Matching
Rim Color: \$50 (Available through SOF, not available with 4"W tires)		
<input type="checkbox"/> ● Black	<input type="checkbox"/> ● Sunburst Orange	<input type="checkbox"/> ● Pearl Pink
<input type="checkbox"/> ● Orion Yellow	<input type="checkbox"/> ● Candy Apple Red	<input type="checkbox"/> ● True Blue
<input type="checkbox"/> ● Emerald Green	<input type="checkbox"/> ● Sapphire Blue	<input type="checkbox"/> ● Viper Blue
Batteries		
<input type="checkbox"/> NF-22, 50 Amp Batteries		
<input type="checkbox"/> Maintenance Free AGM (UPG)	\$295 ea.	E2361
<input type="checkbox"/> Maintenance Free AGM (MK)	\$295 ea.	E2361
<input type="checkbox"/> Maintenance Free Gel Cell (UPG)	\$295 ea.	E2361
<input type="checkbox"/> Maintenance Free Gel Cell (MK)	\$295 ea.	E2361
<input type="checkbox"/> No Batteries		
Installation:		
<input type="checkbox"/> Batteries Installed	<input type="checkbox"/> Do Not Install	
Rear Caster Beam		
<input type="checkbox"/> Split Caster Beam		Standard
<input type="checkbox"/> Extended Rear Beam <i>For Future Rear Accessory Upgrades; Automatically included with vent tray.</i>		No Charge
LED Light Package		
<input type="checkbox"/> Through Q-Logic 2 EX or NE+ 8-Key w/ Lights	\$995	

Quantum Q6 Edge with TRU-Balance®3 Static Seating

Description	Price	HCPCS Code
Non-Expandable Controls		
<input type="checkbox"/>  75 Amp NE	Standard	
<input type="checkbox"/>  75 Amp NE+ 6-Key <i>For up to 2 Actuators through joystick</i>	\$200	
<input type="checkbox"/>  75 Amp NE+ 8-Key <i>For Lights</i>	\$400	
Expandable Controls		
<input type="checkbox"/>  100 Amp Q-Logic 2 EX Controller <i>Required with Q-Logic Electronics</i>	\$695	E2377
<input type="checkbox"/>  Expandable Controller Harness <i>Required with Q-Logic Electronics</i>	\$425	E2313
<input type="checkbox"/>  Q-Logic 2 EX Joystick	\$700	
<input type="checkbox"/>  Q-Logic 2 EX Joystick <i>For Lights</i>	\$700	
Q-Logic Color Shroud Options:		
<input type="checkbox"/> ● Black <i>Soft Touch Standard</i>	<input type="checkbox"/> Matching	<input type="checkbox"/> Non-Matching
Joystick Color Shroud: \$50		
<input type="checkbox"/> ● Black	<input type="checkbox"/> ● Silver	<input type="checkbox"/> ● Candy Apple Red
<input type="checkbox"/> ● Orion Yellow	<input type="checkbox"/> ● Sunburst Orange	<input type="checkbox"/> ● Pearl Pink
		<input type="checkbox"/> ● True Blue
		<input type="checkbox"/> ● Emerald Green
		<input type="checkbox"/> ● Sapphire Blue
		<input type="checkbox"/> ● Viper Blue
<input type="checkbox"/>  Stand Alone Joystick with External Charger Port	\$700	
<i>Features:</i>		
<ul style="list-style-type: none"> • Up to 3 drive profiles and 1 seating profile when used alone. • Use in conjunction w/ enhanced display for up to 5 profiles. • Auxiliary functions including Bluetooth Mouse and IR. 		
<input type="checkbox"/>  Q-Logic 2 Enhanced Display Kit	\$1,884.93	
<i>Includes:</i>		
<ul style="list-style-type: none"> • Enhanced Display • Flexible Gooseneck • Gooseneck Mounting Bracket 		
<i>Features:</i>		
<ul style="list-style-type: none"> • Specialty controls interface w/ 3.5" LCD display • Up to 5 profiles to control drive, seat and auxiliary functions • Integrated single switch scanner, Bluetooth mouse emulator and IR controls • Bluetooth connectivity for mobile devices 		
Enhanced Display Color Options:		
<input type="checkbox"/> ● Black <i>Soft Touch Standard</i>	<input type="checkbox"/> Matching	<input type="checkbox"/> Non-Matching
Display Color Shroud: \$50		
<input type="checkbox"/> ● Black	<input type="checkbox"/> ● Silver	<input type="checkbox"/> ● Candy Apple Red
<input type="checkbox"/> ● Orion Yellow	<input type="checkbox"/> ● Sunburst Orange	<input type="checkbox"/> ● Pearl Pink
		<input type="checkbox"/> ● True Blue
		<input type="checkbox"/> ● Emerald Green
		<input type="checkbox"/> ● Sapphire Blue
		<input type="checkbox"/> ● Viper Blue
<input type="checkbox"/>  Adult i-Drive Tri Array Series, 3-Switch w/ Egg Switch for Mode	\$4,175	E2330
<i>Stealth: IDH200-1</i>		
<i>Features:</i>		
3 embedded proximity sensors for drive control, and an egg switch for mode change		
<input type="checkbox"/>  Egg Switches	\$77	
<input type="checkbox"/> ● Red <i>Stealth: ESRED</i>	<input type="checkbox"/> ● Black <i>Stealth: ESBLK</i>	<input type="checkbox"/> ● Yellow <i>Stealth: ESYEL</i>
<input type="checkbox"/> ● Blue <i>Stealth: ESBLU</i>	<input type="checkbox"/> ● Green <i>Stealth: ESGRN</i>	
<input type="checkbox"/>  USB Mobile Device Charger	\$175	
<i>Available with NE, NE+ and Q-Logic 2 EX controllers; Can only charge 1 device at a time. A multiplier harness is required with all Static and Tilt only seating systems. The selection of more than 3 modules requires an additional multiplier.</i>		
<input type="checkbox"/>  SCIM Module Kit	\$575	
<i>Allows use of joystick display for specialty controls; Up to 5 profiles to control drive, seat and auxiliary functions; Excludes sip-n-puff and single switch functions; A switch is required to operate the input device attached to the SCIM module; Includes accessory bar on TB3; Only available with Q-Logic 2.</i>		
<input type="checkbox"/> Click Here for Alternative Drive Devices		



Quantum Q6 Edge with TRU-Balance®3 Static Seating


Description	Price	HCPCS Code
Joystick Handles		
<input type="checkbox"/> Standard Carrot Handle	Standard	
<input type="checkbox"/> Mushroom Handle	\$71	E2323
<input type="checkbox"/> T-Bar	\$107	E2323
<input type="checkbox"/> Chin Cup <i>Use HCPCS Code E2323 when Chin Cup not used in conjunction with a chin control.</i>	\$71	E2324
<input type="checkbox"/> Extended I-Handle	\$71	E2323
<input type="checkbox"/> Soft Bal Handle	\$50	E2323
<input type="checkbox"/> Medium Ball Handle	\$50	E2323
<input type="checkbox"/> Bodypoint 3 Inch Goal Post Handle	\$69	E2323
<input type="checkbox"/> Bodypoint 4 Inch Goal Post Handle	\$69	E2323

Joystick Mounting Brackets		
<input type="checkbox"/> Fixed, Inline <i>Not available with Q-Logic 2 EX Stand Alone Joystick.</i>	Standard	
<input type="checkbox"/> Left		<input type="checkbox"/> Right
<input type="checkbox"/> Swing-Away	\$245	E1028
<input type="checkbox"/> Left		<input type="checkbox"/> Right
<input type="checkbox"/> Inline		<input type="checkbox"/> Offset
<input type="checkbox"/> Retractable Swing-Away Joystick Arm Kit <i>Full 180° Movement</i>	\$250	E1028
<input type="checkbox"/> Left		<input type="checkbox"/> Right
<input type="checkbox"/> Multi-Axis	\$100	E1028
<input type="checkbox"/> Left		<input type="checkbox"/> Right
<input type="checkbox"/> No Joystick Mount		

Programming		
<input type="checkbox"/>  Q-Logic EX/NE Programmer	\$545	
<input type="checkbox"/> Q-Logic PC Programming Disk w/ Cable <i>Works with Q-Logic 2 EX only.</i>	\$750	

TRU-Balance®3 Static Seating		
<input type="checkbox"/> Tru-Balance®3 Static Seat	\$2,295	
Power Lift Option:		
<input type="checkbox"/> Tru-Balance®3 10" Lift <i>SP code is required</i> <i>10" of scissor lift, 1/4 speed inhibit; Requires Q-Logic 2 EX; Not available with manual recline back.</i>	\$2,295	E2300

TRU-Balance®3 Manual Positioning Option		
<input type="checkbox"/> Attendant Manual Recline <i>Push handles are required. Not available with AFP or Back Cane option.</i>	\$500	E1226

Electronics for Power Foot Riggings		
<input type="checkbox"/> Single Actuator Through Joystick <i>AFP or Lift Only. HCPCS code used only with power AFP.</i>	\$1,895	E2310 ¹
<input type="checkbox"/> Dual Actuator Through NE+ 6 Key <i>If a lift is chosen an AFP is available, not power ALR's.</i>	\$2,895	E2310/E2311 ²
<input type="checkbox"/> Through Q-Logic 2 EX Controller <i>HCPCS Code used only with power legrests.</i>	\$1,895	E2310/E2311 ²
<input type="checkbox"/>  Through Q-Logic 2 EX Controller and Single Function with 4-Button Actuator <i>Includes AAM and 4-button actuator module. Only available with TB3 armrests.</i>	\$2,895	E2310
<input type="checkbox"/> Left Mount		<input type="checkbox"/> Right Mount

1. Power AFP or Single Power ELR

2. Independent Power Legrests

TRU-Balance®3 Seat Specifications			
Seat Width:		Seat Depth:	
<input type="checkbox"/> 12"W ¹	<input type="checkbox"/> 15"W ²	<input type="checkbox"/> 12"D	<input type="checkbox"/> 15"D
<input type="checkbox"/> 13"W ²	<input type="checkbox"/> 16"W	<input type="checkbox"/> 13"D	<input type="checkbox"/> 16"D
<input type="checkbox"/> 14"W	<input type="checkbox"/> 17"W	<input type="checkbox"/> 14"D	<input type="checkbox"/> 17"D
<input type="checkbox"/> 18"W	<input type="checkbox"/> 21"W	<input type="checkbox"/> 18"D	<input type="checkbox"/> 21"D
<input type="checkbox"/> 19"W	<input type="checkbox"/> 22"W	<input type="checkbox"/> 19"D	<input type="checkbox"/> 22"D
<input type="checkbox"/> 20"W		<input type="checkbox"/> 20"D	
Seat Width Package:		Seat Depth Package:	
<input type="checkbox"/> 12"W-16"W	<input type="checkbox"/> 16"W-20"W	<input type="checkbox"/> 12"D-16"D	<input type="checkbox"/> 16"D-20"D
<input type="checkbox"/> 20"W-24"W		<input type="checkbox"/> 20"D-24"D	



1. 16" - 17" depth is not available

2. Only available with non-matching back width

TRU-Balance® 3 Seat to Floor Height			
Static Seat:		Lift:	
<input type="checkbox"/> 16.5" Seat to Floor	<input type="checkbox"/> 17.5" Seat to Floor	<input type="checkbox"/> 18" Seat to Floor	<input type="checkbox"/> 19" Seat to Floor
<input type="checkbox"/> 18.5" Seat to Floor		<input type="checkbox"/> 20" Seat to Floor	

Quantum Q6 Edge with TRU-Balance®3 Static Seating

Description	Price	HCPCS Code
TRU-Balance® 3 Back Type		
<input type="checkbox"/> Static Back	Standard	
<input type="checkbox"/> Flip Forward Back <i>Only available w/ 2-post, flip back or pediatric armrest. Not available on 12"-14"widths or with attendant manual recline.</i>	\$150	
<input type="checkbox"/> Back Cane Op on <i>Only available with "Omit Back" and 2-post, flip back or pediatric armrests.</i>	(\$125)	
Back Cane Type:		
<input type="checkbox"/> Angle Adjustable	Standard	
<input type="checkbox"/> Flip Forward	\$25	
<input type="checkbox"/> 1" Endo	\$35	
<input type="checkbox"/> 2" Endo	\$35	
Back Cane Height:		
<input type="checkbox"/> 16"H	<input type="checkbox"/> 17"H	<input type="checkbox"/> 20"H
<input type="checkbox"/> 21"H	<input type="checkbox"/> 24"H	<input type="checkbox"/> 25"H



TRU-Balance® 3 TILT Back Specifications		
<i>+/-4" of Seat Width. Odd heights = 4" Gap, even heights = 3" gap. Measurements listed is overall back height.</i>		
<input type="checkbox"/> 	TRU-Comfort Back	
<input type="checkbox"/> 4-way stretch		
<input type="checkbox"/> Air mesh		
<input type="checkbox"/> 20"W or less		\$595
<input type="checkbox"/> 22"W or greater		\$695
<input type="checkbox"/> 	Sport Back	No Charge
Size:		
<input type="checkbox"/> 12"Wx14"H	<input type="checkbox"/> 17"Wx16"H	<input type="checkbox"/> 18"Wx20"H
<input type="checkbox"/> 12"Wx15"H	<input type="checkbox"/> 17"Wx17"H	<input type="checkbox"/> 18"Wx21"H
<input type="checkbox"/> 14"Wx16"H	<input type="checkbox"/> 17"Wx18"H	<input type="checkbox"/> 18"Wx22"H
<input type="checkbox"/> 14"Wx17"H	<input type="checkbox"/> 17"Wx19"H	<input type="checkbox"/> 18"Wx23"H
<input type="checkbox"/> 16"Wx16"H	<input type="checkbox"/> 17"Wx20"H	<input type="checkbox"/> 18"Wx24"H
<input type="checkbox"/> 16"Wx17"H	<input type="checkbox"/> 17"Wx21"H	<input type="checkbox"/> 18"Wx25"H
<input type="checkbox"/> 16"Wx18"H	<input type="checkbox"/> 17"Wx22"H	<input type="checkbox"/> 19"Wx16"H
<input type="checkbox"/> 16"Wx19"H	<input type="checkbox"/> 17"Wx23"H	<input type="checkbox"/> 19"Wx17"H
<input type="checkbox"/> 16"Wx20"H	<input type="checkbox"/> 18"Wx16"H	<input type="checkbox"/> 19"Wx18"H
<input type="checkbox"/> 16"Wx21"H	<input type="checkbox"/> 18"Wx17"H	<input type="checkbox"/> 19"Wx19"H
<input type="checkbox"/> 16"Wx22"H	<input type="checkbox"/> 18"Wx18"H	<input type="checkbox"/> 19"Wx20"H
<input type="checkbox"/> 16"Wx23"H	<input type="checkbox"/> 18"Wx19"H	<input type="checkbox"/> 19"Wx21"H
<input type="checkbox"/> 19"Wx22"H	<input type="checkbox"/> 19"Wx22"H	<input type="checkbox"/> 20"Wx16"H
<input type="checkbox"/> 19"Wx23"H	<input type="checkbox"/> 19"Wx23"H	<input type="checkbox"/> 20"Wx17"H
<input type="checkbox"/> 20"Wx16"H	<input type="checkbox"/> 20"Wx17"H	<input type="checkbox"/> 20"Wx18"H
<input type="checkbox"/> 20"Wx17"H	<input type="checkbox"/> 20"Wx18"H	<input type="checkbox"/> 20"Wx19"H
<input type="checkbox"/> 20"Wx18"H	<input type="checkbox"/> 20"Wx19"H	<input type="checkbox"/> 20"Wx20"H
<input type="checkbox"/> 20"Wx19"H	<input type="checkbox"/> 20"Wx20"H	<input type="checkbox"/> 20"Wx21"H
<input type="checkbox"/> 20"Wx20"H	<input type="checkbox"/> 20"Wx21"H	<input type="checkbox"/> 20"Wx22"H
<input type="checkbox"/> 20"Wx21"H	<input type="checkbox"/> 20"Wx22"H	<input type="checkbox"/> 20"Wx23"H
<input type="checkbox"/> 20"Wx22"H	<input type="checkbox"/> 20"Wx23"H	<input type="checkbox"/> 20"Wx24"H
<input type="checkbox"/> 20"Wx23"H	<input type="checkbox"/> 20"Wx24"H	<input type="checkbox"/> 20"Wx25"H
<input type="checkbox"/> 21"Wx16"H ¹	<input type="checkbox"/> 21"Wx17"H ¹	<input type="checkbox"/> 21"Wx18"H ¹
<input type="checkbox"/> 21"Wx17"H ¹	<input type="checkbox"/> 21"Wx18"H ¹	<input type="checkbox"/> 21"Wx19"H ¹
<input type="checkbox"/> 21"Wx18"H ¹	<input type="checkbox"/> 21"Wx19"H ¹	<input type="checkbox"/> 21"Wx20"H ¹
<input type="checkbox"/> 21"Wx19"H ¹	<input type="checkbox"/> 21"Wx20"H ¹	<input type="checkbox"/> 21"Wx21"H ¹
<input type="checkbox"/> 21"Wx20"H ¹	<input type="checkbox"/> 21"Wx21"H ¹	<input type="checkbox"/> 21"Wx22"H ¹
<input type="checkbox"/> 21"Wx21"H ¹	<input type="checkbox"/> 21"Wx22"H ¹	<input type="checkbox"/> 21"Wx23"H ¹
<input type="checkbox"/> 21"Wx22"H ¹	<input type="checkbox"/> 21"Wx23"H ¹	<input type="checkbox"/> 21"Wx24"H ¹
<input type="checkbox"/> 21"Wx23"H ¹	<input type="checkbox"/> 21"Wx24"H ¹	<input type="checkbox"/> 21"Wx25"H ¹
<input type="checkbox"/> 21"Wx24"H ¹	<input type="checkbox"/> 21"Wx25"H ¹	<input type="checkbox"/> 22"Wx16"H
<input type="checkbox"/> 21"Wx25"H ¹	<input type="checkbox"/> 22"Wx16"H	<input type="checkbox"/> 22"Wx17"H
<input type="checkbox"/> 22"Wx18"H	<input type="checkbox"/> 22"Wx19"H	<input type="checkbox"/> 22"Wx20"H
<input type="checkbox"/> 22"Wx19"H	<input type="checkbox"/> 22"Wx20"H	<input type="checkbox"/> 22"Wx21"H
<input type="checkbox"/> 22"Wx20"H	<input type="checkbox"/> 22"Wx21"H	<input type="checkbox"/> 22"Wx22"H
<input type="checkbox"/> 22"Wx21"H	<input type="checkbox"/> 22"Wx22"H	<input type="checkbox"/> 22"Wx23"H
<input type="checkbox"/> 22"Wx22"H	<input type="checkbox"/> 22"Wx23"H	<input type="checkbox"/> 22"Wx24"H
<input type="checkbox"/> 22"Wx23"H	<input type="checkbox"/> 22"Wx24"H	<input type="checkbox"/> 22"Wx25"H
<input type="checkbox"/> 22"Wx24"H	<input type="checkbox"/> 22"Wx25"H	<input type="checkbox"/> 23"Wx16"H ¹
<input type="checkbox"/> 22"Wx25"H	<input type="checkbox"/> 23"Wx16"H ¹	<input type="checkbox"/> 23"Wx17"H ¹
<input type="checkbox"/> 23"Wx16"H ¹	<input type="checkbox"/> 23"Wx17"H ¹	<input type="checkbox"/> 23"Wx18"H ¹
<input type="checkbox"/> 23"Wx17"H ¹	<input type="checkbox"/> 23"Wx18"H ¹	<input type="checkbox"/> 23"Wx19"H ¹
<input type="checkbox"/> 23"Wx18"H ¹	<input type="checkbox"/> 23"Wx19"H ¹	<input type="checkbox"/> 23"Wx20"H ¹
<input type="checkbox"/> 23"Wx19"H ¹	<input type="checkbox"/> 23"Wx20"H ¹	<input type="checkbox"/> 23"Wx21"H ¹
<input type="checkbox"/> 23"Wx20"H ¹	<input type="checkbox"/> 23"Wx21"H ¹	<input type="checkbox"/> 23"Wx22"H ¹
<input type="checkbox"/> 23"Wx21"H ¹	<input type="checkbox"/> 23"Wx22"H ¹	<input type="checkbox"/> 23"Wx23"H ¹
<input type="checkbox"/> 23"Wx22"H ¹	<input type="checkbox"/> 23"Wx23"H ¹	<input type="checkbox"/> 23"Wx24"H ¹
<input type="checkbox"/> 23"Wx23"H ¹	<input type="checkbox"/> 23"Wx24"H ¹	<input type="checkbox"/> 23"Wx25"H ¹
<input type="checkbox"/> 23"Wx24"H ¹	<input type="checkbox"/> 23"Wx25"H ¹	<input type="checkbox"/> 24"Wx16"H
<input type="checkbox"/> 23"Wx25"H ¹	<input type="checkbox"/> 24"Wx16"H	<input type="checkbox"/> 24"Wx17"H
<input type="checkbox"/> 24"Wx16"H	<input type="checkbox"/> 24"Wx17"H	<input type="checkbox"/> 24"Wx18"H
<input type="checkbox"/> 24"Wx17"H	<input type="checkbox"/> 24"Wx18"H	<input type="checkbox"/> 24"Wx19"H
<input type="checkbox"/> 24"Wx18"H	<input type="checkbox"/> 24"Wx19"H	<input type="checkbox"/> 24"Wx20"H
<input type="checkbox"/> 24"Wx19"H	<input type="checkbox"/> 24"Wx20"H	<input type="checkbox"/> 24"Wx21"H
<input type="checkbox"/> 24"Wx20"H	<input type="checkbox"/> 24"Wx21"H	<input type="checkbox"/> 24"Wx22"H
<input type="checkbox"/> 24"Wx21"H	<input type="checkbox"/> 24"Wx22"H	<input type="checkbox"/> 24"Wx23"H
<input type="checkbox"/> 24"Wx22"H	<input type="checkbox"/> 24"Wx23"H	<input type="checkbox"/> 24"Wx24"H
<input type="checkbox"/> 24"Wx23"H	<input type="checkbox"/> 24"Wx24"H	<input type="checkbox"/> 24"Wx25"H
<input type="checkbox"/> 24"Wx24"H	<input type="checkbox"/> 24"Wx25"H	<input type="checkbox"/> 25"Wx16"H
<input type="checkbox"/> 24"Wx25"H	<input type="checkbox"/> 25"Wx16"H	<input type="checkbox"/> 25"Wx17"H
<input type="checkbox"/> 25"Wx16"H	<input type="checkbox"/> 25"Wx17"H	<input type="checkbox"/> 25"Wx18"H
<input type="checkbox"/> 25"Wx17"H	<input type="checkbox"/> 25"Wx18"H	<input type="checkbox"/> 25"Wx19"H
<input type="checkbox"/> 25"Wx18"H	<input type="checkbox"/> 25"Wx19"H	<input type="checkbox"/> 25"Wx20"H
<input type="checkbox"/> 25"Wx19"H	<input type="checkbox"/> 25"Wx20"H	<input type="checkbox"/> 25"Wx21"H
<input type="checkbox"/> 25"Wx20"H	<input type="checkbox"/> 25"Wx21"H	<input type="checkbox"/> 25"Wx22"H
<input type="checkbox"/> 25"Wx21"H	<input type="checkbox"/> 25"Wx22"H	<input type="checkbox"/> 25"Wx23"H
<input type="checkbox"/> 25"Wx22"H	<input type="checkbox"/> 25"Wx23"H	<input type="checkbox"/> 25"Wx24"H
<input type="checkbox"/> 25"Wx23"H	<input type="checkbox"/> 25"Wx24"H	<input type="checkbox"/> 25"Wx25"H
<input type="checkbox"/> 25"Wx24"H	<input type="checkbox"/> 25"Wx25"H	
<input type="checkbox"/> 25"Wx25"H		
Back Width Package:		
<input type="checkbox"/> 10"W-14"W	<input type="checkbox"/> 16"W-20"W	<input type="checkbox"/> 20"W-24"W
<input type="checkbox"/> 25"W-28"W		

1. Not available with TRU-Comfort Back

TRU-Balance®3 Back Specifications		
Back Color Shroud Option:		
<input type="checkbox"/> ● Black <i>Standard</i>		
Back Color Options:		
<input type="checkbox"/> ● Orion Yellow	<input type="checkbox"/> ● Sunburst Orange	<input type="checkbox"/> ● Pearl Pink
<input type="checkbox"/> ● Silver	<input type="checkbox"/> ● Candy Apple Red	<input type="checkbox"/> ● True Blue
	<input type="checkbox"/> ● Emerald Green	<input type="checkbox"/> ● Viper Blue
	<input type="checkbox"/> ● Sapphire Blue	

Additional TRU-Balance® 3 Back Options		
<input type="checkbox"/> Large Lateral Positioning Wedge (pair)	\$30	
<i>Not available on Backs 16"-17"H w/ limited adjustability on 18"H. Not available with Back Cane Option</i>		
<input type="checkbox"/> Aftermarket Back Interface	\$200	
<i>Overall seat depth may need to be adjusted to accommodate certain backs. May interfere with gel/waterfall arm pads and arm trough. Contact your Quantum specialist for details. Does not include brackets to mount aftermarket back. SOF is required on back widths less than 16".</i>		
<input type="checkbox"/> Omit Back	No Charge	
<input type="checkbox"/> Comfort Company Back <i>See Comfort Company order form</i>	Varies	
Privacy Flap:		
<input type="checkbox"/> 9.75"W	\$35	
<input type="checkbox"/> 12.75"W	\$35	

Quantum Q6 Edge with TRU-Balance®3 Static Seating

Description	Price	HCPCS Code
Lap Belts		
<input type="checkbox"/> 38" Lap Belt	Standard	
<input type="checkbox"/> 50" Lap Belt	Standard	
<input type="checkbox"/> 60" Lap Belt	Standard	
<input type="checkbox"/> 70" Lap Belt	Standard	
<input type="checkbox"/> 80" Lap Belt	Standard	
<input type="checkbox"/> 90" Lap Belt	Standard	
<input type="checkbox"/> 60" Padded Push Button, center Pull	\$115	
<input type="checkbox"/> Large 13-19", Hip Padded, Push Button	\$92	
I-Fit Pelvic Belts		
<input type="checkbox"/> i-Fit 60" Single Pull, Push Button, Medium (7.5") Padded, 1.5" Belt	\$86	
<input type="checkbox"/> i-Fit 60" Single Pull, Push Button, Large (9.5") Padded, 2" Belt	\$86	
<input type="checkbox"/> i-Fit 60" Single Pull, Push Button, Extra Large (11.5") Padded, 2" Belt	\$86	
Laterals		
<input type="checkbox"/>  Stealth Thoracic Lateral <i>Swing-Away laterals may interfere with TB3 and 2-post, flip-up armrest. Not available with Back Cane Option</i> Bracket: <input type="checkbox"/> Swing-Away, Rail Mounts (pair)	\$450	E1028
Pads: <input type="checkbox"/> Curved Pad, 3" x 5" (pair)	\$200	E0956
<input type="checkbox"/> Curved Pad, 4" x 6" (pair)	\$200	E0956
Lateral Installation: <input type="checkbox"/> Install <input type="checkbox"/> Do not Install		
<input type="checkbox"/>  Stealth Pelvic/Thigh Guides <i>Pelvic/Thigh guides may interfere with the joystick receiver block and down posts.</i> Side: <input type="checkbox"/> Left <input type="checkbox"/> Right		
Bracket: <input type="checkbox"/> Flip Down (each)	\$225	E1028
<input type="checkbox"/> Flip Down with Full Surface Contact Feature (each)	\$225	E1028
<input type="checkbox"/> Removable (each)	\$250	E1028
<input type="checkbox"/> Removable w/ 1" Offset (each)	\$325	E1028
Adapter: <input type="checkbox"/> 2" Height Adapter Plate (each)	\$25	K0108
<i>Height adapter is needed with TRU-Comfort seat cushions. Not available with the flip down bracket.</i> <input type="checkbox"/> 2 1/4" Adapter Plate (each) <i>Only available with the flip down full surface bracket</i>	\$50	K0108
Pads: <input type="checkbox"/> Short Pad, 4" x 4" (each)	\$50	E0956
<input type="checkbox"/> Medium Pad, 4" x 8" (each)	\$50	E0956
<input type="checkbox"/> Long Pad, 4" x 12" (each)	\$50	E0956
Lateral Installation: <input type="checkbox"/> Install <input type="checkbox"/> Do not Install		
Armrests		
<input type="checkbox"/> NEW!! TB3 Armrests Version 2 <i>May interfere with swing-away laterals. Choose height package below.</i>	No Charge	
<input type="checkbox"/> Down Post +/- up to 2" difference between seat and back width. <i>Not Available on 14"W Seat/Back</i>	\$175	
Left Armrest Height Package: <input type="checkbox"/> 8"-12" Height <input type="checkbox"/> 12"-16" Height		
<input type="checkbox"/> 2-Post, Flip Back, Height Adjustable, Removable <i>Height range 9"-13"</i> <i>Not available with a depth less than 16"; Required with flip forward back and laptrays.</i>	No Charge	
<input type="checkbox"/> Pediatric, Removable, Height Adjustable <i>Height adjustment from 7.75" to 9.75" in 1/2" increments. Not available with full length arm pads.</i>	No Charge	
<input type="checkbox"/> Quad Release Lever		

Quantum Q6 Edge with TRU-Balance®3 Static Seating

Description	Price	HCPCS Code
Armrests (cont.)		
Left Armpad Length: <input type="checkbox"/> 14"L Full Length <input type="checkbox"/> 10"L Desk Length Left Armpad Style: <input type="checkbox"/> Straight <input type="checkbox"/> Waterfall <input type="checkbox"/> Falcon, Gel, Full Length 3"W x 14"L \$92.50 ea. <input type="checkbox"/> Mounting Plate, Full Length ¹ \$56.52 ea. <input type="checkbox"/> Falcon, Gel, Desk Length 3"W x 10"L \$70 ea. <input type="checkbox"/> Mounting Plate, Desk Length ¹ \$56.20 ea.		
Right Armpad Length: <input type="checkbox"/> 14"L Full Length <input type="checkbox"/> 10"L Desk Length Right Armpad Style: <input type="checkbox"/> Straight <input type="checkbox"/> Waterfall <input type="checkbox"/> Falcon, Gel, Full Length 3"W x 14"L \$92.50 ea. <input type="checkbox"/> Mounting Plate, Full Length ¹ \$56.52 ea. <input type="checkbox"/> Falcon, Gel, Desk Length 3"W x 10"L \$70 ea. <input type="checkbox"/> Mounting Plate, Desk Length ¹ \$56.20 ea.		

1. Required only with 2-post, flip back, height adjustable, removable armrests or pediatric armrests. Interference with Back may occur.

Elbow Support

See positioning components order form for more options







<input type="checkbox"/>		Stealth Elbow Support (each) Side:		
		<input type="checkbox"/> Bracket-Left (each)	\$170	E1028
		<input type="checkbox"/> Bracket-Right (each)	\$170	E1028
		Pad Size:		
		<input type="checkbox"/> 3"W x 3"H (each)	\$50	K0108
		<input type="checkbox"/> 4"W x 4"H (each)	\$50	K0108

Stealth i-Fit Dynamic Chest Straps



See positioning components order form for more options

<input type="checkbox"/>	Upper Classic Chest Strap, Medium (IFPS1103)	\$142	E0960
<input type="checkbox"/>	Upper Classic Chest Strap, Large (IFPS1104)	\$142	E0960
<input type="checkbox"/>	Upper Contour Chest Strap, Medium (IFPS2103)	\$142	E0960
<input type="checkbox"/>	Upper Contour Chest Strap, Large (IFPS2104)	\$142	E0960
<input type="checkbox"/>	Chest Strap Medium Belt Anchor (IFPS4113)	\$90	
<input type="checkbox"/>	Chest Strap Large Belt Anchor (IFPS4114)	\$90	






TRU-Balance®3 Accessories

<input type="checkbox"/>		Cup Holder <i>(No Charge)</i>	No Charge
<input type="checkbox"/>		Personal Item Hook <i>Not available with Back Cane Option</i>	\$25
<input type="checkbox"/>		Reflector Kit	\$25
<input type="checkbox"/>		Backpack Holder, pair <i>Not available with Back Cane Option.</i>	\$25
<input type="checkbox"/>		Front Mounted Cell Phone Holder	\$50
<input type="checkbox"/>		Rear View Mirror	\$25

TRU-Balance®3 Premium Installed Accessories

<input type="checkbox"/>		Push Handles (pair) <i>Not available with O2 holder, Back Cane Option, or vent tray. Required with attendant manual recline.</i>	\$175
<input type="checkbox"/>		Accessory bar <i>Comes standard with the SCIM module, Trilogy vent tray and O2 holder. May be added to mount additional accessories to back of unit.</i>	\$100

Quantum Q6 Edge with TRU-Balance®3 Static Seating

Description	Price	HCPCS Code
TRU-Balance®3 Premium Accessories		
<i>Premium accessories will be shipped with the unit, not installed. Multiple accessories can be mounted along the various tracks, some interference may occur.</i>		
<input type="checkbox"/>  Clothing Guard (pair)	\$175	
<input type="checkbox"/>  Glove Box	\$100	
<input type="checkbox"/>  Hydration System	\$175	
<input type="checkbox"/>  Oxygen Holder	\$150	E2208
<input type="checkbox"/>  Oxygen Holder for use w/ Back Cane Option	\$150	E2208

TRU-Balance®3 Premium Accessories (cont.)		
<i>Premium accessories will be shipped with the unit, not installed. Multiple accessories can be mounted along the various tracks, some interference may occur.</i>		
<input type="checkbox"/>  Transfer Bar (pair) (Quick Release)	\$175	E0705
<input type="checkbox"/>  Transfer Bar (pair) (Bolt-On)	\$175	E0705
<input type="checkbox"/>  iPad holder	\$375	

Additional Accessories		
<input type="checkbox"/> Large Weather Cover, Black	\$158	

Synergy® Cushions		
<input type="checkbox"/> Matching Seat Size	<input type="checkbox"/> Non-Matching Seat Size	
<i>Please refer to Synergy Cushion order forms for detailed pricing, sizes, codes and part #'s</i>		

Simplicity Cushion: General Use

<input type="checkbox"/> 16" x 16" - 20" x 24"	\$98	E2601
<input type="checkbox"/> 22" x 16" - 24" x 24"	\$98	E2602

Solution® Cushion: Skin Protection & Positioning

<input type="checkbox"/> 10" x 10" - 20" x 24"	\$380	E2607
<input type="checkbox"/> 22" x 16" - 24" x 24"	\$430	E2608

Solution® 1 Cushion: Skin Protection

<input type="checkbox"/> 14" x 14" - 20" x 24"	\$380	E2603
<input type="checkbox"/> 22" x 16" - 24" x 24"	\$430	E2604

Spectrum® Gel Cushion: Positioning

<input type="checkbox"/> 12" x 10" - 20" x 24"	\$480	E2605
<input type="checkbox"/> 22" x 16" - 24" x 24"	\$530	E2606

Spectrum® Foam Cushion: Skin Protection & Positioning

<input type="checkbox"/> 10" x 10" - 20" x 24"	\$480	E2607
<input type="checkbox"/> 22" x 16" - 24" x 24"	\$530	E2608

Spectrum® Air Flat Cushion: Adjustable Skin Protection

<input type="checkbox"/> 14" x 12" - 20" x 24"	\$480	E2622
<input type="checkbox"/> 22" x 16" - 24" x 24"	\$530	E2623

Air Tube:

- Left Side Right Side



Quantum Q6 Edge with TRU-Balance®3 Static Seating





Synergy® Cushions (cont.)

Description	Price	HCPCS Code
Spectrum® Air Contour Cushion: Adjustable Skin Protection & Positioning		
<input type="checkbox"/> 14" x 12" - 20" x 24"	\$499	E2624
<input type="checkbox"/> 22" x 16" - 24" x 24"	\$549	E2625
Air Tube:		
<input type="checkbox"/> Left Side		
<input type="checkbox"/> Right Side		
TRU-Comfort™2 4-Way Stretch: Skin Protection		
<input type="checkbox"/> 16" x 14" - 20" x 24"	\$380	E2603
<input type="checkbox"/> 22" x 16" - 22" x 24"	\$480	E2604
TRU-Comfort™ Accessory:		
<input type="checkbox"/> Sport Seat Cushion Cover	\$100	
<i>Available as an additional cover option for both TRU-Comfort seat cushion styles. Only available in sizes listed.</i>		
<input type="checkbox"/> 16"W x 16"D		
<input type="checkbox"/> 18"W x 18"D		
<input type="checkbox"/> 20"W x 20"D		

Headrests

Headrest Pads		
<input type="checkbox"/> Stealth 10" Comfort Plus	\$142	E0955
<input type="checkbox"/> Stealth 14" Comfort Plus	\$142	E0955
<input type="checkbox"/> Stealth Small Contoured (9.75"W x 3"H)	\$60	E0955
<input type="checkbox"/> Stealth Large Contoured (11"W x 6"H)	\$75	E0955
Headrest Mounts		
<input type="checkbox"/> Stealth Removable Headrest Bracket	\$150	E1028
<input type="checkbox"/> Stealth's Worlds Best Removable Headrest Bracket	\$210	E1028
<input type="checkbox"/> No Bracket		

Swing-Away Headrest Mounts

<input type="checkbox"/>  Facial Lateral, 4.5" x 2", Right Side, for Comfort Series ¹ (Stealth: CPS9-R)	\$325.00	E1028
<input type="checkbox"/>  Facial Lateral, 4.5" x 2", Left Side, for Comfort Series ¹ (Stealth: CPS9-L)	\$325.00	E1028
<input type="checkbox"/>  Facial Lateral, 4.5" x 2", Left and Right Side, for Comfort Series ¹ (Stealth: CPS9-B)	\$425.00	E1028
<input type="checkbox"/>  Egg Switch Mount (each) (Stealth: ESM)	\$50.00	
<input type="checkbox"/> Facial Pad, 6"x2" (920-Q)	\$50.00	K0108
<input type="checkbox"/> Figure 8 Bracket with 13" Rod and Egg Switch Mount	\$250.00	K0108
<input type="checkbox"/> Swing-away Joystick Mount, 18" Rod	\$250.00	K0108

1. Only available with the Stealth Products Comfort series headrests.

Non-Powered Legrests

All efforts will be made to accommodate legrest length selection, but minor changes may need to be made to meet shipping guidelines. Some adjustments may be needed upon receipt of the unit. Additional foot riggings can be found on page 12.

<input type="checkbox"/> 60-90° Swing-Away Legrests adjustable in 5° Increments	\$162	
Rigging Selection:		
<input type="checkbox"/> Standard Matching Legrests (pair)	<input type="checkbox"/> Non-Matching Legrests (pair)	<input type="checkbox"/> Individual Legrests Left or Right Only
Footplate Selection:		
<input type="checkbox"/> Angle-Adjustable Footplates Includes Heel Loops.	\$75 ea.	K0040
<input type="checkbox"/> Standard, Extruded Footplates	No Charge	
Left Legrest:		
Lower Extensions:		
<input type="checkbox"/> 11"-13"L	<input type="checkbox"/> 15.5"-19.5"L	
<input type="checkbox"/> 13"-16.5"L		
Right Legrest:		
Lower Extensions:		
<input type="checkbox"/> 11"-13"L	<input type="checkbox"/> 15.5"-19.5"L	
<input type="checkbox"/> 13"-16.5"L		
Angle Adjustable/Multi-Axis Footplate Size:		
<input type="checkbox"/> 4"W x 6"D	<input type="checkbox"/> 5"W x 8"D	<input type="checkbox"/> 6"W x 11"D ¹
<input type="checkbox"/> 5"W x 6"D	<input type="checkbox"/> 6"W x 8"D ¹	<input type="checkbox"/> 8"W x 11"D ²
<input type="checkbox"/> 4"W x 6"D	<input type="checkbox"/> 5"W x 8"D	<input type="checkbox"/> 6"W x 11"D ¹
<input type="checkbox"/> 5"W x 6"D	<input type="checkbox"/> 6"W x 8"D ¹	<input type="checkbox"/> 8"W x 11"D ²

1. May cause interference on seat widths less than 18"
2. May cause interference on seat widths less than 20"



Quantum Q6 Edge with TRU-Balance®3 Static Seating

Description

Price

HCPCS Code

Non-Powered Legrests (cont.)

All efforts will be made to accommodate legrest length selection, but minor changes may need to be made to meet shipping guidelines. Some adjustments may be needed upon receipt of the unit.

Standard, Extruded Footplate Size:

7.25"W x 6"D

8.5"W x 6"D¹

7.25"W x 6"D

8.5"W x 6"D¹

Accessories:

Heel Loops (pair) *Standard on Angle Adjustable*

\$38

E0951

Wheel Bumpers (pair)

\$25

Gel Neoprene Footrest Sleeve (pair)

\$80

K0108

Thera n Mul -Axis Amputee Support (each) Left Right *Swing-Away legrest upper assembly and receiver is required*

\$230

E1020

Amputee Support Gel Cover (each) Left Right

\$150

K0108

1. May cause interference on seat widths less than 18"

2. May cause interference on seat widths less than 20"

60-90° Swing-Away Legrest Compatibility Matrix	TRU-Balance®3 Static Seat			TRU-Balance®3 Static Seat w/ Lift		
	Low	Medium	High	Low	Medium	High
Standard, 13" - 16.5"	!	!	✓	✓	✓	✓
Standard, 15.5" - 19.5"	X	!	!	!	!	!
Angle-Adjustable, 13" - 16.5"	!	!	✓	!	!	!
Angle-Adjustable, 15.5" - 19.5"	X	!	!	!	!	!

This rigging Configuration causes no interference issues at this seat-to-floor height.

This rigging configuration may interfere with the ground (less than 1.75" clearance when fully extended) and will reduce obstacle climbing ability.

This rigging configuration does not work with this seat-to-floor height.

90° Pediatric Swing-Away Legrests

No Charge

Rigging Selection:

Standard Matching Legrests (pair)

Non-Matching Legrests (pair)

Individual Legrests *Left or Right Only*

Footplate Selection:

Angle-Adjustable Footplates *Includes heel loops.*

\$75 ea.

K0040

Left Legrest:

Right Legrest:

Lower Extensions:

7"-10"L

Lower Extensions:

7"-10"L

Angle Adjustable Footplate Size:

4"W x 6"D

5"W x 6"D

4"W x 6"D

5"W x 6"D

Accessories:

Wheel Bumpers (pair)

\$25

Elevating Legrests

\$325

E0990

Rigging Selection:

Standard Matching Legrests (pair)

Non-Matching Legrests (pair)

Individual Legrests *Left or Right Only*

Footplate Selection:

Angle-Adjustable Footplates *Includes Heel Loops.*

\$75 ea.

K0040

Standard, Extruded Footplates

No Charge

Left Legrest Lower Extensions:

11"-14"L¹

14"-17"L¹

12"-14.5"L²

14.5"-18"L²

Right Legrest Lower Extensions:

11"-14"L¹

14"-17"L¹

12"-14.5"L²

14.5"-18"L²

Angle Adjustable Footplate Size:

Left Legrest:

4"W x 6"D

5"W x 8"D

6"W x 11"D³

5"W x 6"D

6"W x 8"D³

8"W x 11"D⁴

Right Legrest:

4"W x 6"D

5"W x 8"D

6"W x 11"D³

5"W x 6"D

6"W x 8"D³

8"W x 11"D⁴

Standard, Extruded Footplate Size:

Left Legrest:

7.25"W x 6"D

8.5"W x 6"D³

Left Legrest:

7.25"W x 6"D

8.5"W x 6"D³

Accessories:

Heel Loops (pair) *Standard on Angle Adjustable and Multi-Axis footplates*

\$38

E0951

Wheel Bumpers (pair)

\$25

Gel Padded Adductor Bu ons (pair)

\$125

K0108

1. Not available with angle adjustable footplates.

2. Not available with standard, extruded footplates.

3. May cause interference on seat widths less than 18".

4. May cause interference on seat widths less than 20".

Quantum Q6 Edge with TRU-Balance®3 Static Seating

Description	Price	HCPCS Code
-------------	-------	------------

Center Mount Foot Platforms

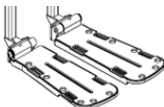


All efforts will be made to accommodate legrest length selection, but minor changes may be needed to be made to meet shipping guidelines. Some adjustment may be needed upon receipt of unit.

- Adjustable Center Mount Foot Platform** Includes 10"W x 11"D Split Footplates \$250
- Center Mount Power Articulating Foot Platform** Includes 10"W x 11"D Split Footplates \$2,995 *See note²*

Extensions:

- 10-16"L
- 13-19"L

Footplates:

-  10"W x 11"D Split Footplates Standard
-  10"W x 8"D Split Footplates No Charge
-  10"W x 6"D Split Footplates No Charge

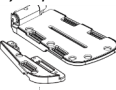

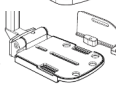
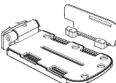
Calf Supports:

- Calf Pads (pair)**
 - Small¹ (6"H x 6"W) \$150
 - Large¹ (8"H x 8"W, tapered to 6"W) \$150
- Calf Pad Covers (pair) (1/2" Soft Visco Foam)**
 - Air Mesh \$120
 - Reversed Dartex \$120
- Calf Panel (each)**
 - Small (8"H x 18"W) \$150
 - Large (8"H x 24"W) \$200

Only available on 20"W or greater.
- Calf Panel Covers (1/2" Soft Visco Foam)**
 - Air Mesh \$120
 - Reversed Dartex \$120

Optional Modular Footplate Extension Components/Kits:

Assembly required. May require seating configuration adjustments to avoid front caster interference.

-  4" Width Extension Kit \$50
-  2" Bell Shaped, Length Extension Kit \$50
-  4" Side Guard (Available with 6" D Footplates) \$50
-  6" Side Guard (Available with 8" and 11"D Footplates) \$50

Additional Optional Accessories:

- Wheel Bumpers (pair) \$25
- Footplate Connector \$15

1. Comes standard with articulating foot platform.
 2. Please verify the appropriate billing code to be used for this item with all third-party payors.



Adjustable Center Mount Foot Platform Compatibility Matrix	TRU-Balance®3 Static Seat			TRU-Balance®3 Static Seat w/ Lift		
	Low	Medium	High	Low	Medium	High
10"-16" Extension	!	!	✓	✓	✓	✓
13"-19" Extension	!	!	!	!	!	!

✓ This rigging Configuration causes no interference issues at this seat -to-floor height.

! This rigging configuration may interfere with the ground (less than 1.75" clearance when fully extended) and will reduce obstacle climbing ability.

Quantum Q6 Edge with TRU-Balance®3 Static Seating

Additional Foot Rigging Accessories

- | | | | | |
|--------------------------|---|--|-------|-------|
| <input type="checkbox"/> |  | Stealth Foot Boxes (pair)
<input type="checkbox"/> Small <input type="checkbox"/> Medium <input type="checkbox"/> Large | \$475 | K0108 |
| <input type="checkbox"/> |  | Stealth Padded Shoe Holders (pair)
<input type="checkbox"/> Small <input type="checkbox"/> Medium <input type="checkbox"/> X-Large | \$266 | K0108 |

Powered Elevating Legrests

All efforts will be made to accommodate legrest length selection, but minor changes may need to be made to meet shipping guidelines. Some adjustments may be needed upon receipt of the unit.
 70° Power Articulating Swing-Away Legrests 4" articulation range \$2,395 E1010
Use code K0108 for an individual legrest.

Rigging Selection:

- Standard Matching Legrests (pair)
 Non-Matching Legrests (pair)
 Individual Legrests *Left or Right Only*

Operation Method:

- Independent Combined

Footplate Selection:

- Angle Adjustable Footplates *Includes heel loops.* No Charge

Left Legrest Lower Extensions:

- 11"-13"L 14.5"-18"L 17.5"-21"L

Right Legrest Lower Extensions:

- 11"-13"L 14.5"-18"L 17.5"-21"L

Angle Adjustable Footplate Size:

- | | | | | | |
|------------------------------------|---|--|------------------------------------|---|--|
| <input type="checkbox"/> 4"W x 6"D | <input type="checkbox"/> 5"W x 8"D | <input type="checkbox"/> 6"W x 11"D ¹ | <input type="checkbox"/> 4"W x 6"D | <input type="checkbox"/> 5"W x 8"D | <input type="checkbox"/> 6"W x 11"D ¹ |
| <input type="checkbox"/> 5"W x 6"D | <input type="checkbox"/> 6"W x 8"D ¹ | <input type="checkbox"/> 8"W x 11"D ² | <input type="checkbox"/> 5"W x 6"D | <input type="checkbox"/> 6"W x 8"D ¹ | <input type="checkbox"/> 8"W x 11"D ² |

Accessories:

- | | |
|---|----------------|
| <input type="checkbox"/> Small Calf Pad (pair) 5.35"W - 6"H | No Charge |
| <input type="checkbox"/> Large Calf Pad (pair) 5.86"W x 8"H | No Charge |
| <input type="checkbox"/> Gel Padded Knee Adductor Bu ons (pair) | \$125 K0108 |

1. May cause interference on seat widths less than 18"

2. May cause interference on seat widths less than 20"

Power Elevating Legrest Compatibility Matrix	TRU-Balance®3 Static Seat			TRU-Balance®3 Static Seat w/ Lift		
	Low	Medium	High	Low	Medium	High
Angle-Adjustable, 11" - 13"	✓	✓	✓	✓	✓	✓
Angle-Adjustable, 14.5" - 18"	!	!	!	!	!	✓
Angle-Adjustable, 17.5" - 21"	X	X	X	X	!	!

- This rigging Configuration causes no interference issues at this seat-to-floor height.
- This rigging configuration may interfere with the ground (less than 1.75" clearance when fully extended) and will reduce obstacle climbing ability.
- This rigging configuration does not work with this seat-to-floor height.