

Jazzy 600ES



Pride Mobility Products Corporation
 182 Susquehanna Ave., Exeter, PA 18643
 Phone: (866)800-2002 • Fax: (866) 707-3422

Configurable Order Form

Group 2/ODJFS Only
 300lb wt capacity



Discount: _____
 Terms: _____
 Freight: _____
 Taken By: _____

Account Number: _____
 Provider Name: _____
 Contact: _____
 Phone: _____
 Fax: _____
 Date: _____
 PO#: _____
 Marked For: _____
 Ship To Address: _____
 City: _____ State: _____ Zip: _____

DME providers are responsible for determining appropriate billing codes when submitting for insurance reimbursement. HCPCS codes should not be considered as legal advice. All prices are MSRP.

| BASE MODEL | | | PROGRAMMER | | |
|--|----------|------------|---|-----------|--------------------------------------|
| Description | Price | HCPCS Code | Description | Price | |
| <input type="checkbox"/> Jazzy 600ES 2S-C | \$5,363 | K0823 | <input type="checkbox"/> Dynamic Programmer with Flight Adapter | \$423 | |
| <input type="checkbox"/> Jazzy 600ES 2S-SS | \$5,363 | K0822 | CONTOURED SEATING | | |
| Includes: | | | Depth-Adjustable High Back: ¹ | | |
| - Cardinal Red Shroud | | | <input type="checkbox"/> Black Vinyl, Depth-Adjustable High Back, Limited Recline | No Charge | |
| - 5 Amp Off-Board Charger | | | <input type="checkbox"/> 18"W x 18"D | | |
| - 14" Run Flat Drive Wheels | | | <input type="checkbox"/> 20"W x 18"D | | |
| - Sub Song Motors | | | Limited Recline High Back: | | |
| - Base Mounted Foot Platform | | | <input type="checkbox"/> Black Vinyl, High Back with Limited Recline | \$450 | |
| - Dynamic Shark Controller | | | <input type="checkbox"/> 16"W x 16"D | | <input type="checkbox"/> 18"W x 16"D |
| - Inline Controller Mount | | | <input type="checkbox"/> 16"W x 18"D | | <input type="checkbox"/> 20"W x 16"D |
| | | | <input type="checkbox"/> 16"W x 20"D | | |
| TRANSIT KIT OPTION | | | Limited Recline High Back w/ Solid Seat Pan: | | |
| Description | Price | | <input type="checkbox"/> Black Vinyl, High Back with Solid Seat pan, Limited Recline | \$450 | |
| <input type="checkbox"/> Unoccupied Transit Kit | \$300 | | <input type="checkbox"/> 16"W x 16"D | | <input type="checkbox"/> 18"W x 20"D |
| | | | <input type="checkbox"/> 16"W x 18"D | | <input type="checkbox"/> 20"W x 16"D |
| | | | <input type="checkbox"/> 16"W x 20"D | | <input type="checkbox"/> 20"W x 18"D |
| | | | <input type="checkbox"/> 18"W x 16"D | | <input type="checkbox"/> 20"W x 20"D |
| | | | <input type="checkbox"/> 18"W x 18"D | | |
| JOYSTICK MOUNT | | | Armrest Type: | | |
| <i>Comes Standard with a Quick Release, Adjustable-Height Joystick Block</i> | | | <input type="checkbox"/> Flip up, Height-Adjustable, Removable | \$85 ea. | E0973 |
| <input type="checkbox"/> Fixed, Inline | Standard | | Armpads: | | |
| <input type="checkbox"/> Left | | | Left: <input type="checkbox"/> Full Length <input type="checkbox"/> Desk Length ² | | |
| <input type="checkbox"/> Right | | | Right: <input type="checkbox"/> Full Length <input type="checkbox"/> Desk Length ² | | |
| <input type="checkbox"/> Swing-Away | \$210 | E1028 | | | |
| <input type="checkbox"/> Left | | | | | |
| <input type="checkbox"/> Right | | | | | |
| <input type="checkbox"/> No Joystick Mount | | | | | |

Special Order Seat
 _____"W x _____"D
 Seat size can not exceed 20"W x 20"D
 Contact your inside sales specialist for pricing

1. Seat comes automatically with a 60" belt and full length armrests. Any other selection would need to be added as an additional part

SYNERGY® SEAT

SYNERGY® BACK OPTIONS (CONT'D)

| Description | Price |
|--|--|
| Synergy® Seating Frame: | |
| <input type="checkbox"/> Synergy Seating Frame | \$434 |
| Seat Width: | |
| <input type="checkbox"/> 10"W | <input type="checkbox"/> 11"W |
| <input type="checkbox"/> 12"W | <input type="checkbox"/> 13"W |
| <input type="checkbox"/> 14"W | <input type="checkbox"/> 15"W |
| <input type="checkbox"/> 16"W | <input type="checkbox"/> 17"W |
| <input type="checkbox"/> 18"W | <input type="checkbox"/> 19"W |
| <input type="checkbox"/> 20"W | |
| Seat Width Package: | |
| <input type="checkbox"/> 10"W-14"W | <input type="checkbox"/> 14"W-18"W |
| <input type="checkbox"/> 16"W-20"W | |
| Seat Depth: | |
| <input type="checkbox"/> 10"D | <input type="checkbox"/> 11"D |
| <input type="checkbox"/> 12"D | <input type="checkbox"/> 13"D |
| <input type="checkbox"/> 14"D | <input type="checkbox"/> 15"D |
| <input type="checkbox"/> 16"D | <input type="checkbox"/> 17"D |
| <input type="checkbox"/> 18"D | <input type="checkbox"/> 19"D |
| <input type="checkbox"/> 20"D | |
| Seat Depth Package: | |
| <input type="checkbox"/> 10"W-14"D | <input type="checkbox"/> 14"W-18"D |
| <input type="checkbox"/> 16"W-20"D | |
| Back Cane Height: | |
| <input type="checkbox"/> 14"H | <input type="checkbox"/> 15"H |
| <input type="checkbox"/> 16"H ¹ | <input type="checkbox"/> 17"H ¹ |
| <input type="checkbox"/> 18"H | <input type="checkbox"/> 19"H |
| <input type="checkbox"/> 20"H | <input type="checkbox"/> 21"H |
| <input type="checkbox"/> 22"H | <input type="checkbox"/> 23"H |
| <input type="checkbox"/> 24"H | <input type="checkbox"/> 25"H |

1. Selection of a Synergy® Back & Flip Up Armrests disqualified 16" or 17"H back canes.

| Description | Price |
|--|---|
| Tru Comfort™ Back: | |
| <i>Please refer to Tru Comfort Back order form for detailed pricing, sizes, codes and part #'s</i> | |
| Width: <input type="checkbox"/> 16"W | <input type="checkbox"/> 18"W |
| <input type="checkbox"/> 20"W | <input type="checkbox"/> 22"W |
| Height ³ : <input type="checkbox"/> 20"H | <input type="checkbox"/> 21"H |
| <input type="checkbox"/> 22"H | <input type="checkbox"/> 23"H |
| <input type="checkbox"/> 24"H | <input type="checkbox"/> 25"H |
| <input type="checkbox"/> 27"H | <input type="checkbox"/> 28"H |
| Width: <input type="checkbox"/> 17"W | <input type="checkbox"/> 19"W |
| Height ³ : <input type="checkbox"/> 22"H | <input type="checkbox"/> 23"H |
| <input type="checkbox"/> 24"H | <input type="checkbox"/> 25"H |
| <input type="checkbox"/> 27"H | <input type="checkbox"/> 28"H |
| Width: <input type="checkbox"/> 22"W | <input type="checkbox"/> 24"W |
| Height ³ : <input type="checkbox"/> 24"H | <input type="checkbox"/> 25"H |
| <input type="checkbox"/> 27"H | <input type="checkbox"/> 28"H |
| Color Shroud Option: | |
| <input type="checkbox"/> Standard Black | No Charge |
| Cane Type: | |
| <input type="checkbox"/> Standard Back Canes | Standard |
| <input type="checkbox"/> Omit Push Handles | \$125 |
| Back Cane Brackets: | |
| <input type="checkbox"/> Flip Forward Back Canes ⁴ | \$150 |
| <input type="checkbox"/> Omit Push Handles | \$125 |
| <input type="checkbox"/> Offset (Meso) ⁵ | \$195 |
| <input type="checkbox"/> 2" (1" per side) | <input type="checkbox"/> 4" (2" per side) |
| <input type="checkbox"/> Inset (Endo) | \$195 |
| <input type="checkbox"/> 2" (1" per side) | <input type="checkbox"/> 4" (2" per side) |

3. Overall Back height measurement is measured from the seat pan to the top of the back, +/- 1/2".
 4. Not available with O2 Holder, cane mounted or cantilever armrests. May interfere with Lateral Supports and Waterfall Armpads
 5. Dual Post Flip-back Armrests interfere with offset canes.

SYNERGY® BACK OPTIONS

| Description | Price | HCPCS Code |
|---|-------------------------------|-------------------------------|
| <input type="checkbox"/> Sling Back ¹ | \$98 | |
| <input type="checkbox"/> Omit Back | No Charge | |
| <input type="checkbox"/> Tru Comfort™ 4-Way Stretch Back (20"W or less) | \$595 | E2620 |
| <input type="checkbox"/> Tru Comfort™ 4-Way Stretch Back (22"W or greater) | \$695 | E2621 |
| <input type="checkbox"/> Synergy® Back with 1.5" Thick Back Cushion | \$275 | |
| Overall Height: <input type="checkbox"/> 15"H | <input type="checkbox"/> 16"H | <input type="checkbox"/> 17"H |
| <input type="checkbox"/> 18"H | <input type="checkbox"/> 19"H | <input type="checkbox"/> 20"H |
| <input type="checkbox"/> 21"H | <input type="checkbox"/> 22"H | <input type="checkbox"/> 23"H |
| <input type="checkbox"/> 24"H | <input type="checkbox"/> 25"H | |
| Choose Lateral Extension ² : | | |
| <input type="checkbox"/> 6" for 13-16"H Back | \$25 | |
| <input type="checkbox"/> 10" for 17-18"H Back | \$25 | |
| <input type="checkbox"/> 12" for 19-22"H Back | \$25 | |
| <input type="checkbox"/> 16" for 23-25"H Back | \$25 | |

1. Overall back height will be the same height as the back canes.
 2. Lateral extensions are required to mount lateral thoracic supports.

ARMRESTS

| Option # | Description | Price | HCPCS Code |
|--------------------------|--|-----------|------------|
| <input type="checkbox"/> | Flip Back, Cane Mounted ¹ | No Charge | |
| <input type="checkbox"/> | 2-Post, Flip-Back, Height Adjustable, Removable ² | \$150 ea. | E0973 |
| <input type="checkbox"/> | Single Post, Height Adjustable, Removable ³ | \$75 ea. | E0973 |
| <input type="checkbox"/> | Quad Release Lever | | |
| <input type="checkbox"/> | Pediatric, Removable ⁴ | \$75 ea. | E0973 |
| <input type="checkbox"/> | Quad Release Lever | | |
| <input type="checkbox"/> | Height Adjustable, Cantilever ⁵ | \$195 pr. | |
| | <i>Angle Adjustable: -30° through +30°</i> | | |

1. Interferes with Swing-Away laterals. Not available flip forward back canes
 2. Height adjustment from 9"-13" in 1" increments. Interferes with swing-away laterals. Not available with a depth less than 16".
 3. Height adjustable from 11" - 17" in 1/2" increments.
 4. Height adjustment form 7.75" - 9.75" in 1/2" increments. Not available with full length armpads.
 5. Height adjustment from 11"-17" depends on cane height. Not available with Flip Forward Back Canes, Cane Clamp Pushbar, or Shape Back

ARMPADS **NON-POWERED LEGRESTS**

| Option # | Description | Price |
|--------------------------|--|-------------|
| <input type="checkbox"/> | Straight, Full Length (2"x14") Standard | |
| <input type="checkbox"/> | Left <input type="checkbox"/> Right | |
| <input type="checkbox"/> | Straight, Desk Length (2"x10") No Charge | |
| <input type="checkbox"/> | Left <input type="checkbox"/> Right | |
| <input type="checkbox"/> | Waterfall, Full Length (2"x14") ¹ No Charge | |
| <input type="checkbox"/> | Left <input type="checkbox"/> Right | |
| <input type="checkbox"/> | Waterfall, Desk Length (2"x10") ¹ No Charge | |
| <input type="checkbox"/> | Left <input type="checkbox"/> Right | |
| <input type="checkbox"/> | Falcon, Gel, Full Length, Pair (3.5"x14") | \$92.50 ea. |
| <input type="checkbox"/> | Gel Armpad Mounting Plate (Required) | \$56.69 ea. |
| <input type="checkbox"/> | Falcon, Gel, Desk Length, Pair (3.5"x10") | \$70.00 ea. |
| <input type="checkbox"/> | Gel Armpad Mounting Plate (Required) | \$53.52 ea. |

1. Not available w/ Cane Mounted, Flip Back Armrests combined with a Synergy Back.

LAPBELTS

| Option # | Description | Price |
|----------|--|----------|
| 50BELT | <input type="checkbox"/> 50" Lap Belt | Standard |
| 60BELT | <input type="checkbox"/> 60" Lap Belt | Standard |
| 70BELT | <input type="checkbox"/> 70" Lap Belt | Standard |
| 80BELT | <input type="checkbox"/> 80" Lap Belt | Standard |
| 90BELT | <input type="checkbox"/> 90" Lap Belt | Standard |
| | <input type="checkbox"/> 60" Padded Push Button, Center Pull | \$115 |
| | <input type="checkbox"/> Large 13-19", Hip Padded, Push Button | \$92 |

HEADRESTS

| Option # | Description | Price | HCPSC Code |
|-------------------------|---|-------|------------|
| Headrest Pads: | | | |
| CP250 | <input type="checkbox"/> Stealth 10" Comfort Plus | \$142 | E0955 |
| CP150 | <input type="checkbox"/> Stealth 14" Comfort Plus | \$142 | E0955 |
| STL:OTS250 | <input type="checkbox"/> Stealth Small Contoured (9.75"W x 3"H) | \$60 | E0955 |
| STL:OTLD150 | <input type="checkbox"/> Stealth Large Contoured (11"W x 6"H) | \$75 | E0955 |
| | <input type="checkbox"/> Omit Headrest | | |
| Headrest Mounts: | | | |
| HMO475P | <input type="checkbox"/> Stealth Removable Headrest Bracket | \$150 | E1028 |
| TWB485-1 | <input type="checkbox"/> Stealth's Worlds Best Removable Headrest Bracket | \$210 | E1028 |
| NOHR | <input type="checkbox"/> No Bracket | | |

All efforts will be made to accommodate legrest length selection but minor changes may need to be made to meet shipping guidelines. Some adjustment may be needed upon receipt of the unit.

60-90° Swing-Away Legrests \$162

(Adjustable in 5° Increments)

Rigging Selection:

- Standard Matching Legrests, pair
- Non-Matching Legrests, pair
- Individual Legrests (Left or Right Only)

Footplate Selection:

- Angle-Adjustable Footplates¹ \$150
- Standard, Extruded Footplates No Charge

Left Legrest:

Lower Extensions:

- 13"H-16.5"L²
- 15.5"-19.5"L

Right Legrest:

Lower Extensions:

- 13"L-16.5"L²
- 15.5"-19.5"L

Set Legrest Length:

| | | | |
|-------|--|-------|--|
| LL13 | <input type="checkbox"/> 13"L ² | LL13 | <input type="checkbox"/> 13"L ² |
| LL135 | <input type="checkbox"/> 13.5"L ² | LL135 | <input type="checkbox"/> 13.5"L ² |
| LL14 | <input type="checkbox"/> 14"L ² | LL14 | <input type="checkbox"/> 14"L ² |
| LL145 | <input type="checkbox"/> 14.5"L ² | LL145 | <input type="checkbox"/> 14.5"L ² |
| LL15 | <input type="checkbox"/> 15"L ² | LL15 | <input type="checkbox"/> 15"L ² |
| LL155 | <input type="checkbox"/> 15.5"L | LL155 | <input type="checkbox"/> 15.5"L |
| LL16 | <input type="checkbox"/> 16"L | LL16 | <input type="checkbox"/> 16"L |
| LL165 | <input type="checkbox"/> 16.5"L | LL165 | <input type="checkbox"/> 16.5"L |
| LL17 | <input type="checkbox"/> 17"L | LL17 | <input type="checkbox"/> 17"L |
| LL175 | <input type="checkbox"/> 17.5"L | LL175 | <input type="checkbox"/> 17.5"L |
| LL18 | <input type="checkbox"/> 18"L | LL18 | <input type="checkbox"/> 18"L |
| LL185 | <input type="checkbox"/> 18.5"L | LL185 | <input type="checkbox"/> 18.5"L |
| LL19 | <input type="checkbox"/> 19"L | LL19 | <input type="checkbox"/> 19"L |
| LL195 | <input type="checkbox"/> 19.5"L | LL195 | <input type="checkbox"/> 19.5"L |

Angle Adjustable/Multi-Axis Footplate Size

- | | |
|--|--|
| <input type="checkbox"/> 4"W x 6"D | <input type="checkbox"/> 4"W x 6"D |
| <input type="checkbox"/> 5"W x 6"D | <input type="checkbox"/> 5"W x 6"D |
| <input type="checkbox"/> 5"W x 8"D | <input type="checkbox"/> 5"W x 8"D |
| <input type="checkbox"/> 6"W x 8"D ³ | <input type="checkbox"/> 6"W x 8"D ³ |
| <input type="checkbox"/> 6"W x 11"D ³ | <input type="checkbox"/> 6"W x 11"D ³ |
| <input type="checkbox"/> 8"W x 11"D ⁴ | <input type="checkbox"/> 8"W x 11"D ⁴ |

Standard, Extruded Footplate Size

- | | |
|--|--|
| <input type="checkbox"/> 7.25"W x 6"D ³ | <input type="checkbox"/> 7.25"W x 6"D ³ |
| <input type="checkbox"/> 8.5"W x 6"D ⁴ | <input type="checkbox"/> 8.5"W x 6"D ⁴ |

Accessories:

- Heel Loops, pair⁵ \$38 E0951
- BUMP** Wheel Bumpers, pair \$25
- LPW** Gel Neoprene Footrest Sleeve \$80 pr. K0108
- Therafin Multi-Axis Amputee Support⁶ \$230 E1020

1. Includes Heel Loops.

3. May cause interference on seat widths less than 18".

4. May cause interference on seat widths less than 20".

5. Standard on Angle-Adjustable and Multi-Axis footplates.

6. Swing-Away legrest upper assembly and receiver is required.

NON-POWERED LEGRESTS (CONT'D)

NON-POWERED LEGRESTS (CONT'D)

Option # Description Price HCPCS Code

Option # Description Price HCPCS Code

Amputee Sppt. Gel Cover \$150 K0108

60-90° Swing-Away Legrest Compatibility Matrix

| | Contoured Seating | | | Synergy® Seat | | |
|---------------------------------|-----------------------|--------|------|---------------|--------|------|
| | Low | Medium | High | Low | Medium | High |
| | Standard, 13" - 16.5" | ✓ | ✓ | ✓ | ! | ! |
| Standard, 15.5" - 19.5" | ! | ! | ! | ✗ | ✗ | ! |
| Angle-Adjustable, 13" - 16.5" | ✓ | ✓ | ✓ | ! | ! | ! |
| Angle-Adjustable, 15.5" - 19.5" | ! | ! | ! | ✗ | ✗ | ! |
| Multi-Axis, 11" - 16.5" | ✓ | ✓ | ✓ | ! | ! | ! |
| Multi-Axis, 15.5" - 19.5" | ! | ! | ! | ✗ | ✗ | ! |

Elevating Legrests **\$325** **K0195**

Rigging Selection:

- Standard Matching Legrests, pair
- Non-Matching Legrests, pair
- Individual Legrests (Left or Right Only)

Footplate Selection:

- Angle-Adjustable Footplates¹ \$150
- Standard, Extruded Footplates No Charge

Left Legrest:

Lower Extensions:

- 11"-14"L²
- 12"H-14.5"L
- 14"-17"L²
- 14.5"-18"L

Set Legrest Length:

- LL11 11"L²
- LL115 11.5"L²
- LL12 12"L
- LL125 12.5"L
- LL13 13"L
- LL135 13.5"L
- LL14 14"L
- LL145 14.5"L
- LL15 15"L
- LL155 15.5"L
- LL16 16"L
- LL165 16.5"L
- LL17 17"L
- LL175 17.5"L
- LL18 18"L

Right Legrest:

Lower Extensions:

- 11"-14"L²
- 12"L-14.5"L
- 14"-17"L²
- 14.5"-18"L

- LL11 11"L²
- LL115 11.5"L²
- LL12 12"L
- LL125 12.5"L
- LL13 13"L
- LL135 13.5"L
- LL14 14"L
- LL145 14.5"L
- LL15 15"L
- LL155 15.5"L
- LL16 16"L
- LL165 16.5"L
- LL17 17"L
- LL175 17.5"L
- LL18 18"L

1. Includes heel loops.
2. Only available with standard, extruded footplates.

Left Legrest:

Right Legrest:

Angle Adjustable Footplate Size

- 4"W x 6"D
- 5"W x 6"D
- 5"W x 8"D
- 6"W x 8"D³
- 6"W x 11"D³
- 8"W x 11"D⁴

Standard, Extruded Footplate Size

- 7.25"W x 6"D³
- 8.5"W x 6"D⁴

Accessories:

- Heel Loops, pair⁵ \$38 E0951
- Wheel Bumpers, pair \$25
- Gel Padded Adductor \$125 pr. K0108

BUMP

LPW

Elevating Legrest Compatibility Matrix

| | Contoured Seating | | | Synergy® Seat | | |
|-------------------------------|---------------------|--------|------|---------------|--------|------|
| | Low | Medium | High | Low | Medium | High |
| | Standard, 11" - 14" | ✓ | ✓ | ✓ | ✓ | ✓ |
| Standard, 14" - 17" | ✓ | ✓ | ✓ | ! | ! | ! |
| Angle-Adjustable, 12" - 14.5" | ! | ! | ! | ! | ! | ! |
| Angle-Adjustable, 14.5" - 18" | ✓ | ✓ | ✓ | ✗ | ! | ! |

90° Pediatric Swing-Away Legrests **\$162**

Rigging Selection:

- Standard Matching Legrests, pair
- Non-Matching Legrests, pair
- Individual Legrests (Left or Right Only)

Footplate Selection:

Angle-Adjustable Footplates⁶ \$150

Left Legrest:

Lower Extensions:

- 7"H-10"L

Set Legrest Length:

- LL7 7"L
- LL75 7.5"L
- LL8 8"L
- LL85 8.5"L
- LL9 9"L
- LL95 9.5"L
- LL10 10"L

Right Legrest:

Lower Extensions:

- 7"L-10"L

- LL7 7"L
- LL75 7.5"L
- LL8 8"L
- LL85 8.5"L
- LL9 9"L
- LL95 9.5"L
- LL10 10"L

Angle Adjustable Footplate Size

- 4"W x 6"D
- 5"W x 6"D

Accessories:

- Wheel Bumpers, pair \$25

3. May cause interference on seat widths less than 18".
4. May cause interference on seat widths less than 20".
5. Standard on Angle-Adjustable footplates.
6. Includes Heel Loops.

NON-POWERED LEGRESTS (CONT'D)

ADJUSTABLE CENTER MOUNT FOOT PLATFORM (CONT'D)

| Option # | Description | Price | | | | | | | | | | | | | | | | | | |
|-------------------|--|---|-------------------|--------|------|---------------|--|--|-----|--------|------|-----|--------|------|------------------|---|---|---|---|---|
| | Pediatric Swing-Away Compatability Matrix | <table border="1"> <tr> <th colspan="3">Contoured Seating</th> <th colspan="3">Synergy® Seat</th> </tr> <tr> <th>Low</th> <th>Medium</th> <th>High</th> <th>Low</th> <th>Medium</th> <th>High</th> </tr> <tr> <td>7"-10" Extension</td> <td>✓</td> <td>✓</td> <td>✓</td> <td>✓</td> <td>✓</td> </tr> </table> | Contoured Seating | | | Synergy® Seat | | | Low | Medium | High | Low | Medium | High | 7"-10" Extension | ✓ | ✓ | ✓ | ✓ | ✓ |
| Contoured Seating | | | Synergy® Seat | | | | | | | | | | | | | | | | | |
| Low | Medium | High | Low | Medium | High | | | | | | | | | | | | | | | |
| 7"-10" Extension | ✓ | ✓ | ✓ | ✓ | ✓ | | | | | | | | | | | | | | | |

ADJUSTABLE CENTER MOUNT FOOT PLATFORM

| Option # | Description | Price |
|----------|-------------|-------|
|----------|-------------|-------|

All efforts will be made to accommodate legrest length selection but minor changes may need to be made to meet shipping guidelines. Some adjustment may be needed upon receipt of the unit.

Adjustable Center Mount Footplatform \$250

Footplates:

- 10"W x 11"D Split Footplates
- 10"W x 8"D Split Footplates
- 10"W x 6"D Split Footplates

Extensions:

- CM1016 10-16"L
- CM1319 13-19"L

Set Legrest Length:

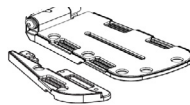
- | | | |
|---------------------------------------|---------------------------------------|---------------------------------------|
| LL10 <input type="checkbox"/> 10"H | LL135 <input type="checkbox"/> 13.5"H | LL165 <input type="checkbox"/> 16.5"H |
| LL105 <input type="checkbox"/> 10.5"H | LL14 <input type="checkbox"/> 14"H | LL17 <input type="checkbox"/> 17"H |
| LL11 <input type="checkbox"/> 11"H | LL145 <input type="checkbox"/> 14.5"H | LL175 <input type="checkbox"/> 17.5"H |
| LL115 <input type="checkbox"/> 11.5"H | LL15 <input type="checkbox"/> 15"H | LL18 <input type="checkbox"/> 18"H |
| LL12 <input type="checkbox"/> 12"H | LL155 <input type="checkbox"/> 15.5"H | LL185 <input type="checkbox"/> 18.5"H |
| LL125 <input type="checkbox"/> 12.5"H | LL16 <input type="checkbox"/> 16"H | LL19 <input type="checkbox"/> 19"H |
| LL13 <input type="checkbox"/> 13"H | | |

Calf Supports:

- Calf Pads (pair)
 - Small (6"H x 6"W) \$150
 - Large (8"H x 8"W, tapered to 6"W) \$150
- Calf Pad Covers (pair)
(1/2" Soft Visco Foam)
 - Air Mesh \$120
 - Reversed Dartex \$120
- Calf Panel (ea.)
 - Small (8"H x 18"W) \$150
 - Large (8"H x 24"W)¹ \$200
- Calf Panel Covers
(1/2" Soft Visco Foam)
 - Air Mesh \$120
 - Reversed Dartex \$120

Optional Modular Footplate Extension Components/Kits:²

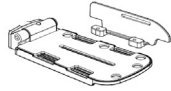
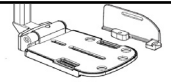
- 4" Width Extension Kit \$50
- 2" Bell Shaped, Length Extension Kit \$50



1. Only available on 20"W or greater.
2. Assembly required. May require seating configuration adjustments to avoid front caster interference. N/A with the 10"W x 8"D footplates.

ADJUSTABLE CENTER MOUNT FOOT PLATFORM (CONT'D)

| Option # | Description | Price |
|----------------------------------|---------------------|-------|
| <input type="checkbox"/> | 4" Side Guard | \$50 |
| <input type="checkbox"/> | 6" Side Guard | \$50 |
| Additional Optional Accessories: | | |
| <input type="checkbox"/> | Footplate Connector | \$15 |
| <input type="checkbox"/> | Wheel Bumpers, pair | \$25 |



| | Synergy® Seat | | |
|-------------------|---------------|--------|------|
| | Low | Medium | High |
| 10"-16" Extension | ! | ! | ✓ |
| 13"-19" Extension | ! | ! | ! |

SYNERGY® CUSHIONS

| Description | Price | HCPSC Code |
|--|-------|------------|
| <input type="checkbox"/> Matching Seat Size | | |
| <input type="checkbox"/> Non-Matching Seat Size | | |
| <i>Please refer to Synergy Cushion order forms for detailed pricing, sizes, codes and part #'s</i> | | |
| Simplicity Cushion: General Use | | |
| <input type="checkbox"/> 16" x 16" - 20" x 24" | \$98 | E2601 |
| <input type="checkbox"/> 22" x 16" - 24" x 24" | \$98 | E2602 |
| Solution® Cushion: Skin Protection & Positioning | | |
| <input type="checkbox"/> 10" x 10" - 20" x 24" | \$380 | E2607 |
| <input type="checkbox"/> 22" x 16" - 24" x 24" | \$430 | E2608 |
| Solution®1 Cushion: Skin Protection | | |
| <input type="checkbox"/> 14" x 14" - 20" x 24" | \$380 | E2603 |
| <input type="checkbox"/> 22" x 16" - 24" x 24" | \$430 | E2604 |
| Spectrum® Gel Cushion: Positioning | | |
| <input type="checkbox"/> 12" x 10" - 20" x 24" | \$480 | E2605 |
| <input type="checkbox"/> 22" x 16" - 24" x 24" | \$530 | E2606 |
| Spectrum® Visco Cushion: Skin Protection & Positioning | | |
| <input type="checkbox"/> 10" x 10" - 20" x 24" | \$480 | E2607 |
| <input type="checkbox"/> 22" x 16" - 24" x 24" | \$530 | E2608 |
| Spectrum® Air Cushion: Adjustable Skin Protection | | |
| <input type="checkbox"/> 14" x 12" - 20" x 24" | \$480 | E2622 |
| <input type="checkbox"/> 22" x 16" - 24" x 24" | \$530 | E2623 |
| Spectrum® Air Contour Cushion: Adjustable Skin Protection & Positioning | | |
| <input type="checkbox"/> 14" x 12" - 20" x 24" | \$499 | E2624 |
| <input type="checkbox"/> 22" x 16" - 24" x 24" | \$549 | E2625 |
| Tru Comfort™ 2 4-Way Stretch: Skin Protection: | | |
| <input type="checkbox"/> 16" x 14" - 20" x 24" | \$380 | E2603 |
| <input type="checkbox"/> 22" x 16" - 22" x 24" | \$480 | E2604 |
| Tru Comfort™ 2 Air Mesh: Skin Protection: | | |
| <input type="checkbox"/> 16" x 14" - 20" x 24" | \$380 | E2603 |
| <input type="checkbox"/> 22" x 16" - 22" x 24" | \$480 | E2604 |

ADDITIONAL ACCESSORIES

| Description | Price | HCPCS Code |
|--|-------------------|------------|
| <input type="checkbox"/> Rear Basket ¹ | \$103 | |
| <input type="checkbox"/> Cane/Crutch Holder ¹ | \$98 | E2207 |
| <input type="checkbox"/> Large Weather Cover, Black | \$158 | |
| <input type="checkbox"/> Cup Holder | \$17 ² | |
| <i>Side:</i> | | |
| <input type="checkbox"/> Left | | |
| <input type="checkbox"/> Right | | |
| <input type="checkbox"/> Saddle Bag | \$28 | |
| <input type="checkbox"/> Flag Holder | \$17 | |
| <input type="checkbox"/> Tablet Holder ³ | \$315 | |
| <input type="checkbox"/> Deluxe Cell Phone/Media Holder ³ | \$140 | |
| <input type="checkbox"/> Oxygen Holder | | |
| <input type="checkbox"/> Contoured Seating ¹ | \$103 | E2208 |
| <input type="checkbox"/> Synergy Seat | \$150 | E2208 |
| <input type="checkbox"/> Walker Holder | \$92 | |

- 1. Includes mounting hardware.
- 2. No charge on Synergy seating
- 3. Only available with Synergy seating.

BATTERY OPTIONS

| Description | Price | HCPCS Code |
|--|-------|------------|
| <input type="checkbox"/> NF-22, 50 AGM | \$255 | E2361 |
| <i>Installation:</i> | | |
| <input type="checkbox"/> Batteries Installed | | |
| <input type="checkbox"/> Do not Install | | |

The following items can be chosen in the Positioning Components screen in iQuantum
Please refer to the Positioning Components order form for additional details, sizes and pricing

LATERALS

| Description | Price | HCPCS Code |
|---|-----------|------------|
| <input type="checkbox"/> Stealth Thoracic Laterals¹ | | |
| <i>Bracket:</i> | | |
| <input type="checkbox"/> Swing-Away, Rail Mounts | \$450 pr. | E1028 |
| <i>Pads:</i> | | |
| <input type="checkbox"/> Curved Pad, 3" x 5" | \$200 pr. | E0956 |
| <input type="checkbox"/> Curved Pad, 4" x 6" | \$200 pr. | E0956 |
| <i>Lateral Installation:</i> | | |
| <input type="checkbox"/> Install | | |
| <input type="checkbox"/> Do Not Install | | |
| <input type="checkbox"/> Stealth Pelvic/Thigh Guides² | | |
| <i>Side:</i> | | |
| <input type="checkbox"/> Left | | |
| <input type="checkbox"/> Right | | |
| <i>Bracket:</i> | | |
| <input type="checkbox"/> Flip Down | \$225 ea. | E1028 |
| <input type="checkbox"/> Removable | \$250 ea. | E1028 |
| <input type="checkbox"/> Flip Down w/ Full Surface Contact Feature | \$225 ea. | E1028 |
| <input type="checkbox"/> Removable w/ 1" Offset | \$325 ea. | E1028 |
| <i>Adapter:</i> | | |
| <input type="checkbox"/> 2" Height Adapter Plate ³ | \$25 ea. | K0108 |
| <input type="checkbox"/> 2 1/4" Height Adapter Plate ⁴ | \$50 ea. | K0108 |
| <i>Pads:</i> | | |
| <input type="checkbox"/> Short Pad, 4" x 4" | \$50 ea. | E0956 |
| <input type="checkbox"/> Medium Pad, 4" x 8" | \$50 ea. | E0956 |
| <input type="checkbox"/> Long Pad, 4" x 12" | \$50 ea. | E0956 |
| <i>Lateral Installation:</i> | | |
| <input type="checkbox"/> Install | | |
| <input type="checkbox"/> Do Not Install | | |

- 1. Swing-away laterals may interfere with flip back armrests.
- 2. Pelvic/Thigh guides may interfere with the joystick receiver block.
- 3. Height adapter is needed w/ Tru Comfort seat cushions. Not available/necessary with the flip Down bracket.
- 4. Only available w/ the flip down brackets

ADDITIONAL FOOT RIGGING ACCESSORIES

ADDITIONAL ARMREST ACCESSORIES

| | <i>Description</i> | <i>Price</i> | <i>HCPCS Code</i> |
|--------------|--|--------------|-------------------|
| | <input type="checkbox"/> Therafin Flip-down Knee Abductor Bracket | \$172 | E1028 |
| | <i>Pads:</i> | | |
| | <input type="checkbox"/> Small (3.5" x 3.25" x 4") | \$135 | E0957 |
| | <input type="checkbox"/> Small, Gel (3.5" x 3.25" x 4") | \$145 | E0957 |
| | <input type="checkbox"/> Medium (4" x 3.25" x 6") | \$135 | E0957 |
| | <input type="checkbox"/> Large (4.5" x 2.75" x 6") | \$135 | E0957 |
| 13515 | <input type="checkbox"/> POSAlinc Knee Adductor for Swing-Away Legrests (pair) | \$512 | K0108 |
| 13555A/13520 | <input type="checkbox"/> POSAlinc Rail Mounted Knee Adductors (pair) | \$574 | K0108 |
| | <input type="checkbox"/> Stealth Foot Boxes (pair) | \$475 | K0108 |
| SPFB-SLS | <input type="checkbox"/> Small | | |
| | <input type="checkbox"/> Medium | | |
| SPFB-SLL | <input type="checkbox"/> Large | | |
| | <input type="checkbox"/> Stealth Padded Shoe Holders (pair) | \$266 | K0108 |
| | <input type="checkbox"/> Small | | |
| | <input type="checkbox"/> Medium | | |
| SPFS-XL | <input type="checkbox"/> X-Large | | |
| | <input type="checkbox"/> Ankle Huggers | \$156 | K0108 |
| | <input type="checkbox"/> Medium | | |
| | <input type="checkbox"/> Large | | |
| | <input type="checkbox"/> Bodypoint High Mount, Clamp-on Footrest | | |
| | <input type="checkbox"/> Angle-Adjustable | | |
| | <input type="checkbox"/> Small, 4" x 7.75" | \$356 | |
| | <input type="checkbox"/> Large, 4.25" x 9.25" | \$356 | |
| | <input type="checkbox"/> Multi-Axis | | |
| | <input type="checkbox"/> Large, 4.25" x 9.25" | \$460 | |

| | <i>Description</i> | <i>Price</i> | <i>HCPCS Code</i> |
|--|---|--------------|-------------------|
| | <input type="checkbox"/> Otto Bock Arm Channels (ea.) | \$104 | E2209 |
| | <input type="checkbox"/> Medium (4.75" x 11.5") | | |
| | <input type="checkbox"/> Large (4.75" x 14") | | |
| | <input type="checkbox"/> One Piece (4.75" x 18") | | |
| | <i>Side:</i> | | |
| | <input type="checkbox"/> Left | | |
| | <input type="checkbox"/> Right | | |
| | <input type="checkbox"/> Otto Bock Hand Pads (ea.) ¹ | \$52 | |
| | <i>Side:</i> | | |
| | <input type="checkbox"/> Left | | |
| | <input type="checkbox"/> Right | | |
| | <i>Size:</i> | | |
| | <input type="checkbox"/> Medium | | |
| | <input type="checkbox"/> Large | | |
| | <input type="checkbox"/> Stealth Elbow Support | | |
| | <i>Bracket Side:</i> | | |
| | <input type="checkbox"/> Left | \$170 ea. | E1028 |
| | <input type="checkbox"/> Right | \$170 ea. | E1028 |
| | <i>Pad Size:</i> | | |
| | <input type="checkbox"/> 3"W x 3"H | \$50 ea. | K0108 |
| | <input type="checkbox"/> 4"W x 4"H | \$50 ea. | K0108 |

1. Not available on same side as controller.

SEAT TO FLOOR HEIGHT

| Seating System | Seat-To-Floor Height | | |
|-------------------------------------|----------------------|---------|---------|
| | 20" | 21" | 22" |
| Contoured Seat | | | |
| Synergy Seat (Standard Stem Mounts) | 15.875" | 16.875" | 17.875" |

Increased widths may increase lowest seat to floor heights.