

**Quantum® Q6 Edge 2.0 with
Static Contoured Seating
Group 3**



QUANTUM REHAB®

Pride Mobility Products Corporation®
182 Susquehanna Ave., Exeter, PA 18643
Phone: (866)800-2002 • Fax: (866) 707-3422
Email: quantumorders@pridemobility.com



Discount: _____
Terms: _____
Freight: _____
Taken By: _____

Account Number: _____
Provider Name: _____
Contact: _____
Phone: _____ Fax: _____
Email: _____
Date: _____
PO#: _____
Marked For: _____
Ship to Address: _____
City: _____ State: _____ Zip: _____

Note Section

For Quantum Use:

For Provider Use:

_____	_____
_____	_____
_____	_____
_____	_____
_____	_____
_____	_____
_____	_____
_____	_____
_____	_____
_____	_____

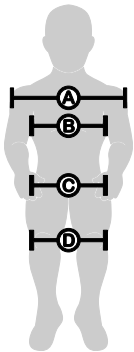
Set-to-Spec

This section must be filled out, otherwise the selection will default to the mid-range measurements.

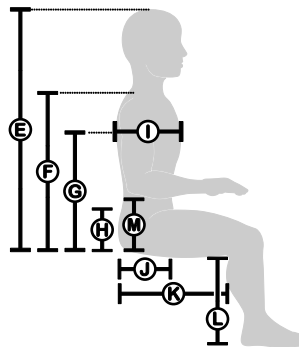
Provide legrest height.

Set Legrest Length Left: _____ Right: _____

Height: _____ Weight: _____



- A. Shoulder Width _____
- B. Chest Width _____
- C. Hip Width _____
- D. External Knee Width _____



- E. Maximum Sitting Height _____
- F. Shoulder Height _____
- G. Axilla Height _____
- H. PSIS Height _____
- I. Trunk Depth _____
- J. Ischial Depth _____
- K. Thigh Depth _____
- L. Lower Leg Length _____
- M. Elbow Height _____

DME providers are responsible for determining appropriate billing codes when submitting for insurance reimbursement. HCPCS codes should not be considered as legal advice. All prices are MSRP.



Quantum Q6 Edge 2.0 with Contoured Seating

Description	Price	HCPCS Code
Base Model		
<input type="checkbox"/> Quantum Q6 Edge 2.0 3S-SS <i>300 lbs. wt capacity. Comes standard with a solid seat pan, 6 mph programmable motors, 8 amp off board charger. Dimensions of base without legrests are 24"W x 35.5"L</i>	\$6,308	K0848
<input type="checkbox"/> Quantum Q6 Edge 2.0 3S-C <i>300 lbs. wt capacity. Comes standard with a captain's seat (contoured seating), 6 mph programmable motors, 8 amp off board charger. Dimensions of base without legrests are 24"W x 35.5"L</i>	\$6,308	K0849
<input type="checkbox"/> Quantum Q6 Edge 2.0 3SP-SS <i>For use with PES. 300 lbs. wt capacity. Comes standard with a solid seat pan, 6 mph programmable motors, 8 amp off board charger. Dimensions of base without legrests are 24"W x 35.5"L</i>	\$6,508	K0856

Colors

Metallic Colors:

- | | | | | | |
|--|---|---|--------------------------------------|--|---------------------------------------|
| <input type="checkbox"/> Red Corvette | <input type="checkbox"/> Black in Black | <input type="checkbox"/> Pretty in Pink | <input type="checkbox"/> Lime Light | <input type="checkbox"/> Silver Bullet | <input type="checkbox"/> Orange Crush |
| <input type="checkbox"/> Electric Blue | <input type="checkbox"/> White Satin | <input type="checkbox"/> Deep Purple | <input type="checkbox"/> Grey Street | <input type="checkbox"/> Midnight Blue | <input type="checkbox"/> Yellow Blaze |

Base Mounted Foot Platform

- | | |
|---|-----------|
| <input type="checkbox"/> Base Mounted Foot Platform | Standard |
| <input type="checkbox"/> No Foot Platform | No Charge |

Drive Wheels

- | | |
|--|-----------|
| <input type="checkbox"/> 3" x 14" Flat Free Black Tires | Standard |
| <input type="checkbox"/> 4" x 14" Flat Free Black Tires, Knobby, Extended Traction Tires <i>Increases overall base width by 1.5"</i> | \$551 |
| <input type="checkbox"/> 3" x 14" Pneumatic Black Tires | No Charge |
| <input type="checkbox"/> 4" x 14" Pneumatic Black Tires, Knobby, Extended Traction Tires <i>Increases overall base width by 1.5"</i> | \$551 |

Rim Color:

- | | | |
|--|-----------------------------------|---------------------------------------|
| <input type="checkbox"/> Silver Bullet <i>(Standard)</i> | <input type="checkbox"/> Matching | <input type="checkbox"/> Non-Matching |
|--|-----------------------------------|---------------------------------------|

Rim Color Options: \$85 *(Only available through SOF)*

- | | | | | | |
|--|---|---|--------------------------------------|--|---------------------------------------|
| <input type="checkbox"/> Red Corvette | <input type="checkbox"/> Black in Black | <input type="checkbox"/> Pretty in Pink | <input type="checkbox"/> Lime Light | <input type="checkbox"/> Midnight Blue | <input type="checkbox"/> Yellow Blaze |
| <input type="checkbox"/> Electric Blue | <input type="checkbox"/> White Satin | <input type="checkbox"/> Deep Purple | <input type="checkbox"/> Grey Street | <input type="checkbox"/> Orange Crush | |

Front Caster Forks

- | | |
|--|-----------|
| <input type="checkbox"/> Single Sided Forks <i>Coming Soon</i> | Standard |
| <input type="checkbox"/> Dual Sided Forks | No Charge |

Batteries

- | | | |
|--|-------|-------|
| <input type="checkbox"/> NF-22, 50 Amp Batteries | | |
| <input type="checkbox"/> Maintenance Free AGM (MK) (each) | \$295 | E2361 |
| <input type="checkbox"/> Maintenance Free Gel Cell (MK) (each) | \$295 | E2361 |
| <input type="checkbox"/> No Batteries | | |




Installation:

- | | |
|--|---|
| <input type="checkbox"/> Batteries Installed | <input type="checkbox"/> Do Not Install |
|--|---|





LED Light Package

- | | |
|--|-------|
| <input type="checkbox"/> Through Q-Logic 2 EX or NE+ 8-Key w/ Lights | \$995 |
|--|-------|

Non-Expandable Controls

- | | |
|---|----------|
| <input type="checkbox"/>  75 Amp NE | Standard |
| <input type="checkbox"/>  75 Amp NE+ 6-Key <i>For up to 2 Actuators through joystick</i> | \$200 |
| <input type="checkbox"/>  75 Amp NE+ 8-Key <i>For Lights</i> | \$400 |

Expandable Controls

- | | |
|---|-------|
| <input type="checkbox"/>  100 Amp Q-Logic 2 EX Controller <i>Required with Q-Logic Electronics</i> | \$695 |
| <input type="checkbox"/>  Expandable Controller Harness <i>Required with Q-Logic Electronics</i> | \$350 |
| <input type="checkbox"/>  Q-Logic 2 EX Joystick | \$700 |
| <input type="checkbox"/>  Q-Logic 2 EX Joystick <i>For Lights</i> | \$700 |

Quantum Q6 Edge 2.0 with Contoured Seating

Description	Price	HCPCS Code
-------------	-------	------------

Expandable Controls (cont.)

Q-Logic Color Shroud Options:

- Black Soft Touch *Standard* Matching Non-Matching

Joystick Color Shroud: \$50

- Red Corvette ● Black in Black ● Pretty in Pink ● Lime Light ● Silver Bullet ● Orange Crush
 ● Electric Blue ● White Satin ● Deep Purple ● Grey Street ● Midnight Blue ● Yellow Blaze

-  Stand Alone Joystick with External Charger Port \$700

- Features:*
- Up to 3 drive profiles and 1 seating profile when used alone.
 - Use in conjunction w/ enhanced display for up to 5 profiles.
 - Auxiliary functions including Bluetooth Mouse and IR.

-  Q-Logic 2 Enhanced Display Kit \$1,884.93

- Includes:*
- Enhanced Display
 - Flexible Gooseneck
 - Gooseneck Mounting Bracket
- Features:*
- Specialty controls interface w/ 3.5" LCD display
 - Up to 5 profiles to control drive, seat and auxiliary functions
 - Integrated single switch scanner, Bluetooth mouse emulator and IR controls
 - Bluetooth connectivity for mobile devices

Enhanced Display Color Shroud Options:

- Black Soft Touch *Standard* Matching Non-Matching

Display Color Shroud: \$50

- Red Corvette ● Black in Black ● Pretty in Pink ● Lime Light ● Silver Bullet ● Orange Crush
 ● Electric Blue ● White Satin ● Deep Purple ● Grey Street ● Midnight Blue ● Yellow Blaze

-  USB Mobile Device Charger \$175

- Available with NE, NE+ and Q-Logic 2 EX controllers; Can only charge 1 device at a time. A multiplier harness is required with all Static and Tilt only seating systems. The selection of more than 3 modules requires an additional multiplier.*

- [Click Here for Alternative Drive Devices](#)


Joystick Handles

- | | | |
|--|----------|-------|
| <input type="checkbox"/> Standard Carrot Handle | Standard | |
| <input type="checkbox"/> Mushroom Handle | \$71 | E2323 |
| <input type="checkbox"/> T-Bar | \$107 | E2323 |
| <input type="checkbox"/> Chin Cup <i>Use HCPCS Code E2323 when Chin Cup not used in conjunction with a chin control.</i> | \$71 | E2324 |
| <input type="checkbox"/> Extended I-Handle | \$71 | E2323 |
| <input type="checkbox"/> Soft Ball Handle | \$50 | E2323 |
| <input type="checkbox"/> Medium Ball Handle | \$50 | E2323 |
| <input type="checkbox"/> Bodypoint 3 Inch Goal Post Handle | \$69 | E2323 |
| <input type="checkbox"/> Bodypoint 4 Inch Goal Post Handle | \$69 | E2323 |

Joystick Mounting Brackets

- | | | |
|---|----------|-------|
| <input type="checkbox"/> Fixed, Inline <i>Not available with Q-Logic 2 EX Stand Alone Joystick.</i> | Standard | |
| <input type="checkbox"/> Left | | |
| <input type="checkbox"/> Right | | |
| <input type="checkbox"/> Swing-Away | \$210 | E1028 |
| <input type="checkbox"/> Left | | |
| <input type="checkbox"/> Right | | |
| <input type="checkbox"/> Inline | | |
| <input type="checkbox"/> Offset | | |
| <input type="checkbox"/> Retract4 Swing-Away Joystick Arm Kit <i>Full 180° Movement</i> | \$250 | E1028 |
| <input type="checkbox"/> Left | | |
| <input type="checkbox"/> Right | | |
| <input type="checkbox"/> Multi-Axis | \$100 | E1028 |
| <input type="checkbox"/> Left | | |
| <input type="checkbox"/> Right | | |
| <input type="checkbox"/> No Joystick Mount | | |

Programming

-  Q-Logic EX/NE Programmer \$545
- Q-Logic PC Programming Disk w/ Cable *Works with Q-Logic 2 EX only.* \$750



Quantum Q6 Edge 2.0 with Contoured Seating

Description	Price	HCPCS Code
Contoured Seating		

Depth-Adjustable High Back:

- Black Vinyl, Depth Adjustable High Back, Limited Recline No Charge
Seat comes automatically with a 60° belt and full length armrests. Any other selection would need to be added as an additional part.
 - 18"W x 18-20"D
 - 20"W x 18-20"D
 - 22"W x 20-22"D

Limited Recline High Back:

- Black Vinyl, High Back with Limited Recline
 - 16"W x 16"D
 - 16"W x 20"D
 - 18"W x 16"D
 - 20"W x 16"D
 - 16"W x 18"D
 - 16"W x 22"D
 - 18"W x 22"D
 - 20"W x 22"D

Limited Recline High Back with Solid Seat Pan:

- Black Vinyl, High Back with Solid Seat Pan, Limited Recline No Charge
 - 16"W x 16"D
 - 16"W x 20"D
 - 18"W x 16"D
 - 18"W x 20"D
 - 20"W x 16"D
 - 20"W x 20"D
 - 16"W x 18"D
 - 16"W x 22"D
 - 18"W x 18"D
 - 18"W x 22"D
 - 20"W x 18"D
 - 20"W x 22"D

Medium Back:

- Black Vinyl, Medium Back No Charge
- Black Vinyl, Medium Back with Solid Seat Pan No Charge
 - 16"W x 16"D
 - 16"W x 18"D
 - 18"W x 16"D
 - 18"W x 18"D

Special Order Seat
 _____"W x _____"D
Seat size can not exceed 22"W x 22"D
Contact your inside sales specialist for pricing

Armrests

Armrest Type:

- | Description | Price | HCPCS Code |
|---|-----------|------------|
| <input type="checkbox"/> Flip up, Removable | No Charge | |
| <input type="checkbox"/> Flip up, Height-Adjustable, Removable (each) | \$85 | E0973 |

Left Armpad:

- Full Length
- Desk Length¹

Right Armpad:

- Full Length
- Desk Length¹

1. Not available with depth-adjustable high back seat.

Power Elevation Seat/Towers

- | Description | Price | HCPCS Code |
|--|-----------|------------|
| <input type="checkbox"/> Power Elevating Seat Actuator <i>SP code is required</i>
<i>Not available with manual recliner. Max seat size is 22"W x 22"D. increases seat to floor height. Includes 1/4 speed inhibit.</i> | \$1,895 | E2300 |
| <input type="checkbox"/> Through Toggle, Left | Standard | |
| <input type="checkbox"/> Through Toggle, Right | Standard | |
| <input type="checkbox"/> Through Joystick | \$1,175 | |
| Actuator: | | |
| <input type="checkbox"/> 6" Stroke | | |
| <input type="checkbox"/> 7" Stroke
<i>Required on a 22"W contoured seat.</i> | | |
| <input type="checkbox"/> Seat Towers | | |
| <input type="checkbox"/> Standard Seat Mounts | Standard | |
| <input type="checkbox"/> Extended Seat Mounts | No Charge | |

Contoured Seat to Floor Height

- | Contoured Seating: | Contoured Seating with Extended Towers: |
|--|--|
| <input type="checkbox"/> 20" Seat to Floor | <input type="checkbox"/> 23" Seat to Floor |
| <input type="checkbox"/> 21" Seat to Floor | <input type="checkbox"/> 24" Seat to Floor |
| <input type="checkbox"/> 22" Seat to Floor | <input type="checkbox"/> 25" Seat to Floor |

Lap Belts

- | Description | Price | HCPCS Code |
|--|----------|------------|
| <input type="checkbox"/> 38" Lap Belt | Standard | |
| <input type="checkbox"/> 50" Lap Belt | Standard | |
| <input type="checkbox"/> 60" Lap Belt | Standard | |
| <input type="checkbox"/> 70" Lap Belt | Standard | |
| <input type="checkbox"/> 80" Lap Belt | Standard | |
| <input type="checkbox"/> 90" Lap Belt | Standard | |
| <input type="checkbox"/> 60" Padded Push Button, center Pull | \$115 | |
| <input type="checkbox"/> Large 13-19", Hip Padded, Push Button | \$92 | |



Quantum Q6 Edge 2.0 with Contoured Seating

Description	Price	HCPCS Code
Non-Powered Legrests		

All efforts will be made to accommodate legrest length selection, but minor changes may need to be made to meet shipping guidelines. Some adjustments may be needed upon receipt of the unit.

60-90° Swing-Away Legrests adjustable in 5° Increments \$162

Rigging Selection:

Standard Matching Legrests (pair) Non-Matching Legrests (pair) Individual Legrests *Left or Right Only*

Footplate Selection:

Angle-Adjustable Footplates (pair) *Includes Heel Loops.* \$150 K0040

Multi-Axis Footplates (pair) *Includes Heel Loops.* \$495 K0040

Standard, Extruded Footplates (pair) No Charge

<p style="text-align: center;">Left Legrest:</p> <p>Lower Extensions:</p> <p><input type="checkbox"/> 11"-13"L¹ <input type="checkbox"/> 13"-16.5"L¹</p> <p><input type="checkbox"/> 11"-16.5"L² <input type="checkbox"/> 15.5"-19.5"L²</p> <p>Angle Adjustable/Multi-Axis Footplate Size:</p> <p><input type="checkbox"/> 4"W x 6"D <input type="checkbox"/> 5"W x 8"D <input type="checkbox"/> 6"W x 11"D³</p> <p><input type="checkbox"/> 5"W x 6"D <input type="checkbox"/> 6"W x 8"D³ <input type="checkbox"/> 8"W x 11"D⁴</p> <p>Standard, Extruded Footplate Size:</p> <p><input type="checkbox"/> 7.25"W x 6"D <input type="checkbox"/> 8.5"W x 6"D³</p>	<p style="text-align: center;">Right Legrest:</p> <p>Lower Extensions:</p> <p><input type="checkbox"/> 11"-13"L¹ <input type="checkbox"/> 13"-16.5"L¹</p> <p><input type="checkbox"/> 11"-16.5"L² <input type="checkbox"/> 15.5"-19.5"L²</p> <p><input type="checkbox"/> 4"W x 6"D <input type="checkbox"/> 5"W x 8"D <input type="checkbox"/> 6"W x 11"D³</p> <p><input type="checkbox"/> 5"W x 6"D <input type="checkbox"/> 6"W x 8"D³ <input type="checkbox"/> 8"W x 11"D⁴</p> <p><input type="checkbox"/> 7.25"W x 6"D <input type="checkbox"/> 8.5"W x 6"D³</p>
---	---

Accessories:

Heel Loops (pair) *Standard on Angle Adjustable and Multi-Axis footplates* \$38 E0951

Wheel Bumpers (pair) \$25

Gel Neoprene Footrest Sleeve (pair) \$80 K0108

Therafin Multi-Axis Amputee Support (each) Left Right *Swing-Away legrest upper assembly and receiver is required* \$230 E1020

Amputee Support Gel Cover (each) Left Right \$150 K0108

- Not available with multi-axis footplates.
- Not available w/ Angle Adjustable Footplates
- May cause interference on seat widths less than 18"
- May cause interference on seat widths less than 20"

60-90° Swing-Away Legrest Compatibility Matrix	Contoured Seating		
	Low	Medium	High
Standard, 13" - 16.5"	!	✓	✓
Standard, 15.5" - 19.5"	!	!	!
Angle-Adjustable, 13" - 16.5"	!	✓	✓
Angle-Adjustable, 15.5" - 19.5"	!	!	!
Multi-Axis, 15.5" - 19.5"	!	!	!

- This rigging Configuration causes no interference issues at this seat-to-floor height.
- This rigging configuration may interfere with the ground (less than 1.75" clearance when fully extended) and will reduce obstacle climbing ability.

90° Pediatric Swing-Away Legrests No Charge

Rigging Selection:

Standard Matching Legrests (pair) Non-Matching Legrests (pair) Individual Legrests *Left or Right Only*

Footplate Selection:

Angle-Adjustable Footplates (pair) *Includes heel loops.* \$150 K0040

<p style="text-align: center;">Left Legrest:</p> <p>Lower Extensions:</p> <p><input type="checkbox"/> 7"-10"L</p> <p>Angle Adjustable Footplate Size:</p> <p><input type="checkbox"/> 4"W x 6"D <input type="checkbox"/> 5"W x 6"D</p>	<p style="text-align: center;">Right Legrest:</p> <p>Lower Extensions:</p> <p><input type="checkbox"/> 7"-10"L</p> <p><input type="checkbox"/> 4"W x 6"D <input type="checkbox"/> 5"W x 6"D</p>
--	--

Accessories:

Wheel Bumpers (pair) \$25

Pediatric Swing-Away Compatibility Matrix	Contoured Seating		
	Low	Medium	High
7"-10" Extension	✓	✓	✓

- This rigging Configuration causes no interference issues at this seat-to-floor height.



Quantum Q6 Edge 2.0 with Contoured Seating

Non-Powered Legrests (cont.)

All efforts will be made to accommodate legrest length selection, but minor changes may need to be made to meet shipping guidelines. Some adjustments may be needed upon receipt of the unit.

- Elevating Legrests** \$325 E0990
- Rigging Selection:**
- Standard Matching Legrests (pair) Non-Matching Legrests (pair) Individual Legrests *Left or Right Only*
- Footplate Selection:**
- Angle-Adjustable Footplates (pair) *Includes Heel Loops.* \$150 K0040
- Standard, Extruded Footplates (pair) No Charge
- Left Legrest Lower Extensions:**
- 11"-14"^{L1} 14"-17"^{L1}
- 12"-14.5"^{L2} 14.5"-18"^{L2}
- Right Legrest Lower Extensions:**
- 11"-14"^{L1} 14"-17"^{L1}
- 12"-14.5"^{L2} 14.5"-18"^{L2}
- Angle Adjustable Footplate Size:**
- Left Legrest:**
- 4"W x 6"D 5"W x 8"D 6"W x 11"D³
- 5"W x 6"D 6"W x 8"D³ 8"W x 11"D⁴
- Right Legrest:**
- 4"W x 6"D 5"W x 8"D 6"W x 11"D³
- 5"W x 6"D 6"W x 8"D³ 8"W x 11"D⁴
- Standard, Extruded Footplate Size:**
- Left Legrest:**
- 7.25"W x 6"D 8.5"W x 6"D³
- Right Legrest:**
- 7.25"W x 6"D 8.5"W x 6"D³

Accessories:	Price	HCPCS Code
<input type="checkbox"/> Description		
<input type="checkbox"/> Heel Loops (pair) <i>Standard on Angle Adjustable and Multi-Axis footplates</i>	\$38	E0951
<input type="checkbox"/> Wheel Bumpers (pair)	\$25	
<input type="checkbox"/> Gel Padded Adductor Buttons (pair)	\$125	K0108

1. Not available with angle adjustable footplates.
2. Not available with standard, extruded footplates.
3. May cause interference on seat widths less than 18".
4. May cause interference on seat widths less than 20".

Elevating Legrest Compatibility Matrix	Contoured Seating		
	Low	Medium	High
Standard, 11" - 14"	✓	✓	✓
Standard, 14" - 17"	!	!	!
Angle-Adjustable, 12" - 14.5"	✓	✓	✓
Angle-Adjustable, 14.5" - 18"	!	!	!






- This rigging Configuration causes no interference issues at this seat-to-floor height.
- This rigging configuration may interfere with the ground (less than 1.75" clearance when fully extended) and will reduce obstacle climbing ability.
- This rigging configuration does not work with this seat-to-floor height.

Additional Accessories

- Oxygen Holder \$150 E2208
- Weather Cover, Medium, Black \$158
- Cup Holder \$17
- Left Right
- Rear Basket \$103
- Walker Holder \$92
- Cane/Crutch Holder \$98 E2207
- Saddle Bag \$28
- Flag Holder \$17



Quantum Q6 Edge 2.0 with Contoured Seating

Description	Price	HCPCS Code
Additional Foot Rigging Accessories		
<i>See Positioning Components order form for more options</i>		
<input type="checkbox"/>  POSALinc Knee Adductor for Swing-Away Legrests (pair)	\$512	K0108
<input type="checkbox"/>  Stealth Foot Boxes (pair) <input type="checkbox"/> Small <input type="checkbox"/> Medium <input type="checkbox"/> Large	\$475	K0108
<input type="checkbox"/>  Stealth Padded Shoe Holders (pair) <input type="checkbox"/> Small <input type="checkbox"/> Medium <input type="checkbox"/> X-Large	\$166	K0108
<input type="checkbox"/>  Ankle Huggers (pair) <input type="checkbox"/> Medium <input type="checkbox"/> X-Large	\$156	K0108
<input type="checkbox"/>  Bodypoint High Mount, Clamp-On Footplates (pair) <input type="checkbox"/> Angle Adjustable: <i>(Swing-away legrest upper assembly and receiver is required)</i> <input type="checkbox"/> Small, 4"x 7.75" <input type="checkbox"/> Large, 4.25" x 9.25"	\$356 \$356	K0040 K0040
<input type="checkbox"/> Multi-Axis: <input type="checkbox"/> Large, 4.25" x 9.25"	\$460	K0040
Synergy® Cushions		
<input type="checkbox"/> Matching Seat Size <input type="checkbox"/> Non-Matching Seat Size		
<i>Please refer to Synergy Cushion order forms for detailed pricing, sizes, codes and part #'s</i>		
Simplicity Cushion: General Use		
<input type="checkbox"/> 16" x 16" - 20" x 24"	\$98	E2601
<input type="checkbox"/> 22" x 16" - 24" x 24"	\$98	E2602
Solution® Cushion: Skin Protection & Positioning		
<input type="checkbox"/> 10" x 10" - 20" x 24"	\$380	E2607
<input type="checkbox"/> 22" x 16" - 24" x 24"	\$430	E2608
Solution® 1 Cushion: Skin Protection		
<input type="checkbox"/> 14" x 14" - 20" x 24"	\$380	E2603
<input type="checkbox"/> 22" x 16" - 24" x 24"	\$430	E2604
Spectrum® Gel Cushion: Positioning		
<input type="checkbox"/> 12" x 10" - 20" x 24"	\$480	E2605
<input type="checkbox"/> 22" x 16" - 24" x 24"	\$530	E2606
Spectrum® Foam Cushion: Skin Protection & Positioning		
<input type="checkbox"/> 10" x 10" - 20" x 24"	\$480	E2607
<input type="checkbox"/> 22" x 16" - 24" x 24"	\$530	E2608
Spectrum® Air Flat Cushion: Adjustable Skin Protection		
<input type="checkbox"/> 14" x 12" - 20" x 24"	\$480	E2622
<input type="checkbox"/> 22" x 16" - 24" x 24"	\$530	E2623
Air Tube:		
<input type="checkbox"/> Left Side <input type="checkbox"/> Right Side		
Spectrum® Air Contour Cushion: Adjustable Skin Protection & Positioning		
<input type="checkbox"/> 14" x 12" - 20" x 24"	\$499	E2624
<input type="checkbox"/> 22" x 16" - 24" x 24"	\$549	E2625
Air Tube:		
<input type="checkbox"/> Left Side <input type="checkbox"/> Right Side		
TRU-Comfort™ 2 4-Way Stretch: Skin Protection		
<input type="checkbox"/> 16" x 14" - 20" x 24"	\$380	E2603
<input type="checkbox"/> 22" x 16" - 22" x 24"	\$480	E2604
TRU-Comfort™ 2 Air Mesh: Skin Protection		
<input type="checkbox"/> 16" x 14" - 20" x 24"	\$380	E2603
<input type="checkbox"/> 22" x 16" - 22" x 24"	\$480	E2604
TRU-Comfort™ Accessory:		
<input type="checkbox"/> Sport Seat Cushion Cover	\$100	
<i>Available as an additional cover option for both TRU-Comfort seat cushion styles. Only available in sizes listed.</i>		
<input type="checkbox"/> 16"W x 16"D <input type="checkbox"/> 18"W x 18"D <input type="checkbox"/> 20"W x 20"D		