



J4E Order Form with Power Seating

Account Number: _____ Date: _____
 Provider Name: _____
 Contact: _____
 Phone: _____ Fax: _____
 Email: _____
 PO Number: _____
 Quote Name/Marked for: _____
 Ship to Address: _____
 City: _____ State: _____ Zip: _____



INTRODUCTION

This form is interactive when viewed with [Adobe Acrobat Reader](#) and may not function correctly if opened with applications other than Acrobat. Complete the form by placing checks in the desired boxes and provide information in the interactive fields. Buttons shown at the bottom of the form may be utilized to print or submit the order form through a desktop email application. To email via a web-based application, please 'Save As' and attach the PDF to your email.

This order form contains a large variety of options to fulfill various patient needs. Descriptions and section notes, such as optional or required, are included to help you complete your order. Please contact Quantum Sales at 866-800-2002 if assistance is needed. Send the completed order form by fax (866-707-3422) or email (quantumorders@pridemobility.com). Incomplete forms may delay the quote or order. Customer service will contact you if the order is incomplete or if there are compatibility issues. If special order requests are needed, be sure that the Patient Information section is completed or include a completed [physical assessment form](#) with this order form.

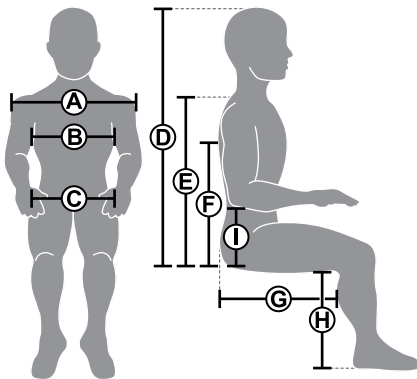
HCPCS codes provided should not be considered as legal advice and do not guarantee reimbursement. DME providers are responsible for determining the appropriate billing codes when submitting for insurance reimbursement. Payer coding, coverage, and bundling guidelines may apply. All prices are MSRP. Prices, specifications, part numbers, and availability are subject to change without notice. Prices and part numbers as shown are only available when configured as a complete power chair. Please contact technical service for accurate parts ordering.

Thank you for choosing Quantum!

PATIENT INFORMATION

Weight: _____ Height: _____

- A. Shoulder Width: _____ D. Max Sitting Height: _____ G. Thigh Depth: _____
- B. Chest Width: _____ E. Shoulder Height: _____ H. Lower Leg Length: _____
- C. Hip Width: _____ F. Axilla Height: _____ I. Elbow Height: _____



1. BASE MODEL

REQUIRED. 300 lb. weight capacity with standard 5 mph programmable motors, 8 amp off board charger, and flat free drive wheels. Dimensions of base without legrests: 24.5"Wx32.3"L.

J4E 2SP-SS \$7,583
 Part: J4E 2SP-SS. HCPCS: K0835

2. BASE COLOR

REQUIRED. Select one shroud color. Colors shown here may differ from actual product depending on monitor/printer calibration used.

Red Corvette
 Part: DGN2400773-PRD1

Electric Blue
 Part: DGN2400773-PBU9

Back in Black
 Part: DGN2400773-PBK1

3. BATTERIES

Optional. The powerchair requires 2 batteries and will be installed if ordered.

NF-22, Nano-Silica, Interceptor 2 Battery \$355 ea.
 Part: BAT2004376 x2. HCPCS: E2361

4. QUANTUM BACKUP CAMERA

Optional. The backup camera may interfere with armrest mounted accessories such as media device holder.

Quantum Backup Camera \$368
 Part: MEC1910365

1. Optional Mounting Bracket

Backup Camera Headrest Bracket \$21
 Part: MEC1910373
 Works with .5" x .5" vertical supports only.

Backup Camera Track Mount Bracket \$27
 Part: MEC2104227

2. Optional Display Mounting Bracket

Backup Camera Q-Logic Joystick Mount Bracket \$105
 Part: MEC2106123

Backup Camera NE/NE+ Joystick Mount Bracket \$105
 Part: MEC2106132



5. TRANSIT OPTIONS

Optional. The power base is standard without transit securement.

Unoccupied Transit No Charge
 Part: KIT130229
 Allows the powerchair to be secured for unoccupied transit.

WC-19 Occupied Transit Option \$289
 Part: KIT152047
 To determine if your chair is WC-19 compliant (occupied), please refer to this website: <https://wc-transportation-safety.umtri.umich.edu/>

6. ELECTRONICS

REQUIRED.

6.1a. Non-Expandable Controls

NE+ 6-Key Joystick No Charge
 Part: CTLDC1560 (Coming Soon)
 Controls up to two actuators.

6.1b. Expandable Controls

1. Expandable Controls Required Components

Power Tilt, Power Lift, and Power Articulating Foot Platform combined selections require the controller module and expandable harness below.

Q-Logic 3 Controller Module \$730
 Part: XRF000002. HCPCS: E2377

Q-Logic 3 Expandable Controller Harness \$458
 Part: XRF000264. HCPCS: E2313

2. Q-Logic 3 Joystick

Q-Logic 3e Joystick \$735
 Part: CTL2301467

3. Q-Logic Magnetic Charger

Optional.

Magnetic to XLR Charger Adapter with Wall Holder \$60
 Part: ELE2103635

4. Seat Function Credit

J4E Two Seat Function Credit -\$735
 Part: XRF000375
 This credit applies when Power Tilt and Power Lift function are selected. Not available with Power Articulating Foot Platform.

6.1c. Specialty Controls

Specialty controls are special order, please contact your inside sales representative.

7. JOYSTICK MOUNTING BRACKETS

REQUIRED. Select a mount to be used with a joystick selected in previous section.

7.1a. Fixed, In-line Joystick Bracket

Fixed, In-line, Bracket for Q-Logic 3 Standard
 Part: FRMASMB10617

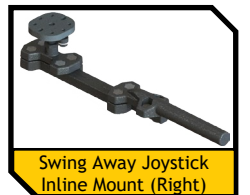
Fixed, In-line, Bracket for NE/NE+ Standard
 Part: FRMASMB12744

7.1b. Swing-Away (Retractable) Joystick Bracket

Allows the joystick to retract to the side of the armrest while maintaining the same joystick orientation.

Swing-away, Q-Logic 3 \$319
 Part: ACC1908434. HCPCS: E1028

Swing-away, NE/NE+ \$319
 Part: ACC1908437. HCPCS: E1028



7.1c. Basic Swing Away Joystick Mount

Basic Swing Away, NE/NE+, Left Side \$245
 Part: ACC2201047. HCPCS: E1028

Basic Swing Away, NE/NE+, Right Side \$245
 Part: ACC2201048. HCPCS: E1028

Basic Swing Away, Q-Logic, Left Side \$245
 Part: ACC2201041. HCPCS: E1028

Basic Swing Away, Q-Logic, Right Side \$245
 Part: ACC2201042. HCPCS: E1028

7.2. Joystick Mount Location

Left Side Mount
 Part: PTOINDV1225

Right Side Mount
 Part: PTOINDV1226

8. JOYSTICK HANDLES

Optional. The joysticks are standard with a carrot handle (See A in image). The optional handle will be mounted to the joystick and the standard handle will be shipped with the unit.

- | | |
|--|--|
| Mushroom Handle (B) \$90 Part: ACCASMB1860. HCPCS: E2323 | Soft Ball Handle (F) \$80 Part: ACCASMB1856. HCPCS: E2323 |
| Chin Cup (C) \$90 Part: ACCASMB1861. HCPCS: E2323. (E2324 when chin control) | Extended I-Handle (G) \$90 Part: ACCASMB1857. HCPCS: E2323 |
| T-Bar (D) \$126 Part: ACCASMB1858. HCPCS: E2323 | Bodypoint 3" Goal Post Handle \$104 Part: PLSKNCP1057. HCPCS: E2323 |
| Medium Ball Handle (E) \$69 Part: ACCASMB1859. HCPCS: E2323 | Bodypoint 4" Goal Post Handle \$104 Part: PLSKNCP1058. HCPCS: E2323 |



9. Q4 SEAT

9.1. Q4 Seat

REQUIRED.

- | | |
|--|--|
| Q4 Static Seat \$2,115 Part: PTOINDV4008. (Coming Soon) | Q4 Seat Power Tilt \$5,632 Part: PTOINDV3882. HCPCS: E1002 55° center of gravity (CG) power tilt system. |
|--|--|

9.2. 10" Power Lift

REQUIRED. ^ Please verify the appropriate billing code to be used for this item with all third-party payors.

- | |
|--|
| Q4 Seat 10" Adjustable Seat Lift \$3,725 Part: PTOINDV4009. HCPCS: E2298/E2300^ 10" of scissor elevate. When elevated, maximum speed will be up to 1.25 mph. |
|--|

9.3. Seat to Floor Height

REQUIRED.

- | | | |
|---|---|--|
| Lowest Seat to Floor Part: PTOINDV3558 | Middle Seat to Floor Part: PTOINDV3559 | Highest Seat to Floor Part: PTOINDV3560 |
|---|---|--|

| Low | Med | High |
|--------|--------|--------|
| 17.25" | 18.25" | 19.25" |

Seat to Floor Heights

9.4. Seat Width

REQUIRED. Maximum seat width is 22". Width package range will be 16"-20" wide.

- | | | | |
|-------------------------------|-------------------------------|-------------------------------|---|
| 16" Wide Part: SETWDTH1006 | 18" Wide Part: SETWDTH1008 | 20" Wide Part: SETWDTH1010 | 22" Wide (Coming Soon) Part: SETWDTH1012 |
|-------------------------------|-------------------------------|-------------------------------|---|

9.5. Seat Width Package

REQUIRED.

- | | |
|--|--|
| 16"-20" Width Package Part: XRF000008 | 20"-24" Width Package (Coming Soon) Part: XRF000158 |
|--|--|

9.6. Seat Depth

REQUIRED. Maximum seat depth is 22".

- | | | | |
|-------------------------------|-------------------------------|-------------------------------|-------------------------------|
| 16" Deep Part: SETDPTH1006 | 18" Deep Part: SETDPTH1008 | 20" Deep Part: SETDPTH1010 | 22" Deep Part: SETDPTH1012 |
|-------------------------------|-------------------------------|-------------------------------|-------------------------------|

9.7. Seat Depth Package

REQUIRED.

- | | |
|--|--|
| 16"-20" Depth Package Part: XRF000013 | 20"-24" Depth Package Part: XRF000159 |
|--|--|

9.8. Matching Seat Cushion

Optional. Specific cushion/component sizes available, part numbers, weight capacities, MSRP, and special order cushions can be found on the respective complete Stealth Cushion Order Forms. This section allows a quick selection of a single cushion that matches the seat pan width and depth. See specific order form for non-matching sizes, alternate covers and liners, or additional covers and liners.

Stealth TRU-Comfort 2 SPP Cushion

Skin protection and positioning with Coolcore, 4-way stretch, breathable cover. Includes urethane liner.
Part series: ST-TC2SPPXXYY. HCPCS: E2607/E2608


- TRU-Comfort 2 SPP, Matching Seat Size
Reference part: XRF000116. MSRP: \$441/\$551



Stealth Solution SPP Cushion

Skin protection and positioning with Coolcore, 4-way stretch, breathable cover. Includes urethane liner.
Part series: ST-SOLSPPXXYY. HCPCS: E2607/E2608


- Solution SPP, Matching Seat Size
Reference part: XRF000113. MSRP: \$414/\$475



Stealth Spectrum Foam SPP Cushion

Skin protection and positioning with Coolcore, 4-way stretch, breathable cover. Includes urethane liner.
Part series: ST-SPCFSPXXYY. HCPCS: E2607/E2608

- Spectrum Foam SPP, Matching Seat Size
Reference part: XRF000112. MSRP: \$507/\$585



Stealth Spectrum Gel SPP Cushion

Skin protection and positioning with Coolcore, 4-way stretch, breathable cover. Includes urethane liner.
Part series: ST-SPCGSPPXXYY. HCPCS: E2607/E2608

- Spectrum Gel SPP, Matching Seat Size
Reference part: XRF000117. MSRP: \$507/\$585



Stealth Essence SPP Cushion

Skin protection and positioning with Coolcore, 4-way stretch, breathable cover. Includes urethane liner.
Part series: ST-ESSSPPXXYY. HCPCS: E2607/E2608

- Essence SPP, No Wedge, Matching Seat Size
Reference part: XRF000118. MSRP: \$441/\$551
- Essence SPP, Small Wedge, Matching Seat Size
Reference part: XRF000119. MSRP: \$480/\$590
- Essence SPP, Medium Wedge, Matching Seat Size
Reference part: XRF000120. MSRP: \$512/\$623
- Essence SPP, Large Wedge, Matching Seat Size
Reference part: XRF000121. MSRP: \$546/\$656



Power positioning seating section continued on following pages.

9. Q4 SEAT CONTINUED

Stealth Premiere P Cushion

Positioning with Coolcore, 4-way stretch, breathable cover.
Part series: ST-PREMPXXYY. HCPCS: E2605/E2606


Premiere P, Matching Seat Size
Reference part: XRF000122. MSRP: \$358/\$524



Stealth Glacial SP Cushion

Skin protection with Coolcore, 4-way stretch, breathable cover.
Part series: ST-GLSPXXYY. HCPCS: E2603/E2604

Glacial SP, Matching Seat Size
Reference part: XRF000114. MSRP: \$364/\$485



Stealth Zen SP Cushion

Skin protection with Coolcore, 4-way stretch, breathable cover.
Part series: ST-ZENSPXXYY. HCPCS: E2603/E2604


Zen SP, Matching Seat Size
Reference part: XRF000115. MSRP: \$348/\$468



Stealth Simplicity G Cushion

General use cushion with Stealth Tek 2, 2-way stretch, breathable cover.
Part series: ST-SIMGXXYY. HCPCS: E2601/E2602

Simplicity G, Matching Seat Size
Reference part: XRF000111. MSRP: \$122/\$182



9.9. Back Cane Type

REQUIRED.

Angle Adjustable No Charge
Part: MEC140266

Flip Forward Back Cane \$184
Part: XRF000274

2" Endomorph (1" per side) Back Cane \$74
Part: XRF000269

4" Endomorph (2" per side) Back Cane \$74
Part: XRF000271

9.10. Back Cane Height

REQUIRED.

16"H Cane
Part: FRMASMB15834

20"H Cane
Part: FRMASMB15838

24"H Cane
Part: FRMASMB15842

17"H Cane
Part: FRMASMB15835

21"H Cane
Part: FRMASMB15839

25"H Cane
Part: FRMASMB15843

9.11. Back Cushion Type

REQUIRED.

1a. Synergy Back Selection

Synergy Back No Charge
Part: XRF000199

Select overall back height in later section. Back cushion width is determined by seat width and back cane type.

1b. TRU-Comfort 4 Back Selection

Back size is the product of seat width, back cane, and overall back height selections. See availability chart for sizes.

TRU-Comfort 4 Back, Back Cane Option, 16" to 20" Width \$744
Part: TC4V10W21WBC. HCPCS: E2620

TRU-Comfort 4 Back, Back Cane Option, 22" Width \$855
Part: TC4V22W32WBC. HCPCS: E2621 (Coming Soon)

1c. ADI Back, AL Series, 4-Point, Active Contour

Available with Back Cane Option only. Select a back type and the specific overall back height in subsequent section. Previously selected back cane height must be equal to the greater of overall height range.

Active Contour, 16" Wide x 19" or 20" Overall Height \$622
Part: ALBR16SA4. HCPCS: E2613

Active Contour, 18" Wide x 23" or 24" Overall Height \$622
Part: ALBR18XA4. HCPCS: E2613

Active Contour, 16" Wide x 21" or 22" Overall Height \$622
Part: ALBR16TA4. HCPCS: E2613

Active Contour, 20" Wide x 19" or 20" Overall Height \$622
Part: ALBR20SA4. HCPCS: E2613

Active Contour, 16" Wide x 23" or 24" Overall Height \$622
Part: ALBR16XA4. HCPCS: E2613

Active Contour, 20" Wide x 21" or 22" Overall Height \$622
Part: ALBR20TA4. HCPCS: E2613

Active Contour, 18" Wide x 19" or 20" Overall Height \$622
Part: ALBR18SA4. HCPCS: E2613

Active Contour, 20" Wide x 23" or 24" Overall Height \$622
Part: ALBR20XA4. HCPCS: E2613

Active Contour, 18" Wide x 21" or 22" Overall Height \$622
Part: ALBR18TA4. HCPCS: E2613

1d. ADI Back, AL Series, 4-Point, Deep Contour

Available with Back Cane Option only. Select a back type and the specific overall back height in subsequent section. Previously selected back cane height must be equal to the greater of overall height range.

Deep Contour, 16" Wide x 19" or 20" Overall Height \$735
Part: ALBR16SD4. HCPCS: E2615

Deep Contour, 18" Wide x 21" or 22" Overall Height \$735
Part: ALBR18TD4. HCPCS: E2615

Deep Contour, 16" Wide x 21" or 22" Overall Height \$735
Part: ALBR16TD4. HCPCS: E2615

Deep Contour, 20" Wide x 19" or 20" Overall Height \$735
Part: ALBR20SD4. HCPCS: E2615

Deep Contour, 16" Wide x 23" or 24" Overall Height \$735
Part: ALBR16XD4. HCPCS: E2615

Deep Contour, 20" Wide x 21" or 22" Overall Height \$735
Part: ALBR20TD4. HCPCS: E2615

Deep Contour, 18" Wide x 19" or 20" Overall Height \$735
Part: ALBR18SD4. HCPCS: E2615

Deep Contour, 20" Wide x 23" or 24" Overall Height \$735
Part: ALBR20XD4. HCPCS: E2615

Power positioning seating section continued on following pages.

9. Q4 SEAT CONTINUED

1e. ADI Back, AL Series, 4-Point, Extra Deep Contour

Available with Back Cane Option only. Select a back type and the specific overall back height in subsequent section. Previously selected back cane height must be equal to the greater of overall height range.

- Extra Deep Contour, 16" Wide x 21" or 22" Overall Height \$822
Part: ALBR16T64. HCPCS: E2615
- Extra Deep Contour, 16" Wide x 23" or 24" Overall Height \$822
Part: ALBR16X64. HCPCS: E2615
- Extra Deep Contour, 18" Wide x 19" or 20" Overall Height \$822
Part: ALBR18S64. HCPCS: E2615
- Extra Deep Contour, 18" Wide x 21" or 22" Overall Height \$822
Part: ALBR18T64. HCPCS: E2615

- Extra Deep Contour, 18" Wide x 23" or 24" Overall Height \$822
Part: ALBR18X64. HCPCS: E2615
- Extra Deep Contour, 20" Wide x 19" or 20" Overall Height \$822
Part: ALBR20S64. HCPCS: E2615
- Extra Deep Contour, 20" Wide x 21" or 22" Overall Height \$822
Part: ALBR20T64. HCPCS: E2615
- Extra Deep Contour, 20" Wide x 23" or 24" Overall Height \$822
Part: ALBR20X64. HCPCS: E2615

1f. Omit Back Selection

Omit Back Pan/Cushion No Charge
Part: PTOINDV1287

9.12. Overall Back Cushion Height

REQUIRED with back selection. Odd heights include 4" gap and even heights include 3" gap between seat pan and bottom of back cushion.

- | | |
|---------------------------------|---------------------------------|
| 16" Height Part: SETHGHT1029 | 21" Height Part: SETHGHT1034 |
| 17" Height Part: SETHGHT1030 | 22" Height Part: SETHGHT1035 |
| 18" Height Part: SETHGHT1031 | 23" Height Part: SETHGHT1036 |
| 19" Height Part: SETHGHT1032 | 24" Height Part: SETHGHT1037 |
| 20" Height Part: SETHGHT1033 | 25" Height Part: SETHGHT1038 |

| | | Back Width | | | |
|----------------|-----|------------|-----|-----|-----|
| | | 14" | 16" | 18" | 20" |
| Overall Height | 16" | T | T | T | T |
| | 17" | S | T | S | T |
| | 18" | T | T | T | T |
| | 19" | T | T | T | T |
| | 20" | T | T | T | T |
| | 21" | S | T | S | T |
| | 22" | T | T | T | T |
| | 23" | T | T | T | T |
| | 24" | S | T | S | T |
| | 25" | S | T | S | T |

S Synergy Back **T** TRU-Comfort Back

Q4 Seat Back Availability Chart

10. Q4 SEAT ARMRESTS

REQUIRED. Left (L) and right (R) boxes may be checked to configure different size arms within one section arm type.

10.1a. Drop-In, Height Adjustable, Removable Armrests

Not available with toggle switch. Includes straight armpads. Do not select options from armrest size nor armpads sections.

- | | |
|--|--|
| <input type="checkbox"/> <input type="checkbox"/> Full Length, Drop-In Armrests No Charge L R Left part: ARM1803253. Right part: ARM156742 | <input type="checkbox"/> <input type="checkbox"/> Desk Length, Drop-In Armrests No Charge L R Left part: ARM1803254. Right part: ARM156743 |
|--|--|

10.1b. Two-Post, Flip Back, Height Adjustable, Removable Armrests

Select the armrest and set the left and right heights in the following section. These armrests may interfere with offset backs/ back canes.

- | | |
|--|--|
| <input type="checkbox"/> <input type="checkbox"/> Full Length, Two-Post Armrests \$158 ea. L R Left part: XRF000051. Right part: XRF000052 | <input type="checkbox"/> <input type="checkbox"/> Desk Length, Two-Post Armrests \$158 ea. L R Left part: XRF000053. Right part: XRF000054 |
|--|--|

10.1c. Flip Back, Cane Mounted Armrests

May interfere with swing-away laterals

- | | |
|--|--|
| <input type="checkbox"/> <input type="checkbox"/> Full Length, Flip Back Armrests \$63 L R Left part: FRMASMB7038. Right part: FRMASMB7039 | <input type="checkbox"/> <input type="checkbox"/> Desk Length, Flip Back Armrests \$63 L R Left part: FRMASMB7040. Right part: FRMASMB7041 |
|--|--|

10.2. Armrest Height

REQUIRED with two-post armrest selection. Set left and right armrest height.

1. Left Armrest Height

- | | | | | |
|---------------------|----------------------|----------------------|----------------------|----------------------|
| 9" H PTOINDV3536 | 10" H PTOINDV3537 | 11" H PTOINDV3538 | 12" H PTOINDV3539 | 13" H PTOINDV3540 |
|---------------------|----------------------|----------------------|----------------------|----------------------|

2. Right Armrest Height

- | | | | | |
|---------------------|----------------------|----------------------|----------------------|----------------------|
| 9" H PTOINDV3451 | 10" H PTOINDV3452 | 11" H PTOINDV3453 | 12" H PTOINDV3454 | 13" H PTOINDV3455 |
|---------------------|----------------------|----------------------|----------------------|----------------------|

10.3. Armpads

REQUIRED with two-post armrest selection. Waterfall armpads may cause interference with the seat back. Armpads are configured as pairs.

- | | |
|---|--|
| <input type="checkbox"/> <input type="checkbox"/> No Armpad Selection No Charge Part: XRF000060 | <input type="checkbox"/> <input type="checkbox"/> Waterfall, Armpad No Charge L R Left part: XRF000062. Right part: XRF000127 Not compatible with flip-back, cane mounted armrests. |
| <input type="checkbox"/> <input type="checkbox"/> Straight, Armpad Standard L R Left part: XRF000061. Right part: XRF000126 | |

11. HEADRESTS

Optional. Select a headrest pad and bracket.

11.1. Headrests, Comfort Plus with Cool Core

1. Headrest Pads

Stealth 8" Comfort Plus, Cool Core (CP08CCFPM)\$179
 Part: ST-CP08CCFPM-Q, HCPCS: E0955

Stealth 14" Comfort Plus, Cool Core (CP14CCFPM)\$179
 Part: ST-CP14CCFPM-Q, HCPCS: E0955

Stealth 10" Comfort Plus, Cool Core (CP10CCFPM).....\$179
 Part: ST-CP10CCFPM-Q, HCPCS: E0955

Stealth 6", Comfort Plus, Cool Core (CP06CCFPM).....\$179
 Part: ST-CP06CCFPM-Q, HCPCS: E0955

2. Headrest Brackets

Comfort Plus Headrest Mounting Bracket, UniLink..... \$311
 Part: ST-UHB2D33200-Q, HCPCS: E1028

12. LAP BELT

REQUIRED.

60" Lap Belt
 Part: ACCBELT1002

60" Sure-Lok Lap Belt (Non-retractable)..... \$120
 Required with ISO 7176-19 Compliant Transit Option.
 Part: ACCBELT1016

70" Lap Belt
 Part: ACCBELT1003

13. LEGRESTS

Optional. All efforts will be made to accommodate legrest length selection, but minor changes may need to be made to meet shipping guidelines. Some adjustments may be needed upon receipt of the unit. Reference the section's compatibility matrix for legrest interference.

13.1a. Basic Center Mount Foot Platform

Select legrest length in following section.

1. Center Mount Foot Platform Type

Basic Center Mount..... No Charge
 Part: XRF000323

| Short | Medium | Long |
|---------------------------------------|---------|---------|
| 8"-10" | 10"-14" | 14"-19" |
| Basic Center Mount Extension Range | | |

2. Basic Center Mount Foot Platform Extension and Angle Adjustable Footplates

See legrest length matrix for compatibility.

Short Extension, 5"x9" Footplates No Charge
 Part: MEC1906675

Long Extension, 5"x9" Footplates No Charge
 Part: MEC1906677

Medium Extension, 5"x9" Footplates No Charge
 Part: MEC1906680

3. Basic Center Mount Calf Pads

Calf pads are standard with a power articulating foot platform.

Small Calf Pads, Basic Center Mount..... \$158
 Part: RIG2104369

Large Calf Pads, Basic Center Mount \$158
 Part: RIG2202997
 Only available with Long Length Extension.

4. Basic Center Mount Additional Accessories

Basic Center Mount Footplate Connector \$16
 Part: RIG2104240

13.1b. Center Mount Foot Platform

If power articulating foot platform is selected, be sure power legrest control has been selected. Select legrest length in following section.

1. Center Mount Foot Platform Type

Power Articulating Foot Platform \$3,145
 Part: PTOINDV3754, HCPCS: E1012

Quick Adjustable Center Mount Foot Platform..... \$263
 Part: XRF000311

2. Extension and Angle Adjustable Footplates

See legrest length matrix for compatibility. Do not select with Basic Center Mount.

Medium Extension, 5"x6" Footplates
 Part: RIG150206

Long Extension, 5"x6" Footplates
 Part: RIG151505

Medium Extension, 5"x8" Footplates
 Part: RIG150203

Long Extension, 5"x8" Footplates
 Part: RIG151506

Medium Extension, 5"x11" Footplates
 Part: RIG150212

Long Extension, 5"x11" Footplates
 Part: RIG151508

| Medium | Long |
|------------------------------|---------|
| 11"-17" | 14"-20" |
| Power AFP Extension Range | |

| Pediatric | Medium | Long |
|---|-----------|---------|
| 8.5"-12.5" | 11"-16.5" | 14"-20" |
| Quick Adj Center Mount Extension Range | | |

3a. Center Mount Calf Support

Calf pad and panel covers include 1/2" of soft visco foam.

Small Calf Pads (pair) 6"Wx6"H..... No Charge
 Part: RIGASMB7120018

Large Calf Pads (pair) 8" taper to 6"Wx8"H..... No Charge
 Part: RIGASMB7120019

3b. Center Mount Calf Panel

Small Calf Panel for AFP, 18"Wx8"H..... \$184
 Part: FRMASMB7110007

Small Calf Panel for Quick Adjustable, 18"Wx8"H \$184
 Part: FRMASMB7110012

Large Calf Panel for AFP, 24"Wx8"H \$237
 Part: RIG123824
 Only available on widths of 20" or greater.

Large Calf Panel for Quick Adjustable, 24"Wx8"H \$237
 Part: RIG123825
 Only available on widths of 20" or greater.

Legrests section continued on following pages.

13. LEGRESTS CONTINUED

4. Modular Footplate Extension Components

Optional. Assembly required. May require seating configuration adjustments to avoid front caster interference.

| | |
|---|--|
| Width Extension for 8"D Footplates \$69 Part: RIG152517 | 4" Outside Edge (pair) \$69 Part: RIG152510 Only available with 6"D footplates and 8"D footplate extension. |
| Width Extension for 11"D Footplates \$69 Part: RIG152518 | 6" Outside Edge (pair) \$69 Part: RIG152516 Available with 8"D and 11"D footplates and 11"D footplate extension. |
| 2" Bell-Shaped Length Extension \$69 Part: RIG152519 | |

5. Additional Accessories

| | |
|--|--|
| Small Reversed Dartex Calf Pad Cover (pair) \$158 Part: RIG133717 | Small Foam Panel Cover (pair) \$176 Part: ST-CSCP0920-Q |
| Large Reversed Dartex Calf Pad Cover (pair) \$158 Part: RIG133719 | Large Foam Panel Cover (pair) \$282 Part: ST-CSCP0927-Q |
| Small Reversed Dartex Panel Cover (pair) \$210 Part: RIG134673 | Footplate Connector \$16 Part: RIGASMB7120023 |
| Large Reversed Dartex Panel Cover (pair) \$210 Part: RIG134744 | Footplate Riser \$75 Part: XRF000348 Not available with Long Extension. Select legrest length between 2" to 9" at 1" increments. |
| Small Foam Calf Pad Cover (pair) \$67 Part: ST-CSCS0775-Q | Footplate Riser Calf Panel \$50 Part: FRMASMB7110011 Only available and required with Footplate Riser selection and extension lengths of 6" to 9". |
| Large Foam Calf Pad Cover (pair) \$83 Part: ST-CSCS0985-Q | |

6. Stealth Gel Footplate Covers

| | |
|--|---|
| 5"x8" Tapered Gel Footplate Covers \$222 Part: ST-FPG5008T-Q. HCPCS: K0108 | 6.5"x8" Tapered Gel Footplate Covers for Width Extension \$243 Part: ST-FPG6508T-Q. HCPCS: K0108 |
| 5"x11" Tapered Gel Footplate Covers \$243 Part: ST-FPG5011T-Q. HCPCS: K0108 | 7"x11" Tapered Gel Footplate Cover for Width Extension \$270 Part: ST-FPG7011T-Q. HCPCS: K0108 |

13.1c. Swing-Away Legrests

Select a legrest upper, a legrest extension, and type of footplate. Pair (P), left (L), and right (R) configurations are selected by checking the appropriate boxes.

1. 60°-90° Swing-Away Legrest Uppers

Adjustable in 5° increments.

| | |
|---|--|
| <input type="checkbox"/> P <input type="checkbox"/> L <input type="checkbox"/> R 60°-90° Swing-Away Legrest No Charge Pair part: RIG120062. Left: FRMASMB17558. Right: FRMASMB17559 Not available with 11"-13" extensions. | <input type="checkbox"/> P <input type="checkbox"/> L <input type="checkbox"/> R 60°-90° Swing-Away Legrest, Short No Charge Pair part: RIG136481. Left: RIG132607. Right: RIG132609. For use only with 11"-13" lower extensions. |
|---|--|

2. Lower Extension

| | | | |
|---|---|---|---|
| <input type="checkbox"/> P <input type="checkbox"/> L <input type="checkbox"/> R 11"-13" Length Pair part: XRF000088. Left: XRF000089. Right: XRF000090. N/A with Multi-axis. | <input type="checkbox"/> P <input type="checkbox"/> L <input type="checkbox"/> R 11"-16.5" Length Pair part: XRF000091. Left: XRF000092. Right: XRF000093. Multi-Axis only. | <input type="checkbox"/> P <input type="checkbox"/> L <input type="checkbox"/> R 13"-16.5" Length Pair part: XRF000094. Left: XRF000095. Right: XRF000096. N/A with Multi-Axis. | <input type="checkbox"/> P <input type="checkbox"/> L <input type="checkbox"/> R 15.5"-19.5" Length Pair part: XRF000097. Left: XRF000098. Right: XRF000099. |
|---|---|---|---|

3a. Extruded Footplate(s)

| | |
|--|---|
| <input type="checkbox"/> P <input type="checkbox"/> L <input type="checkbox"/> R 7.25"Wx6"D Extruded Footplate Standard Part pair: FRMASMB7847. Left: FRMASMB7861 Right: FRMASMB7862 | <input type="checkbox"/> P <input type="checkbox"/> L <input type="checkbox"/> R 8.5"Wx6"D Extruded Footplate Standard Part pair: FRMASMB7848. Left: FRMASMB7863 Right: FRMASMB7864 May cause interference on seat widths less than 18." |
|--|---|

3b. Angle Adjustable Footplate(s) with Heel Loops

¹The 6"x11" footplates may cause interference with seat widths less than 18". ²The 8"x11" footplates may cause interference with seat widths less than 20".

| | |
|---|---|
| <input type="checkbox"/> P <input type="checkbox"/> L <input type="checkbox"/> R 4"Wx6"D \$90 ea. Pair part: FRMASMB10564. Left: RIG133537. Right: RIG133560 HCPCS: E0951 | <input type="checkbox"/> P <input type="checkbox"/> L <input type="checkbox"/> R 6"Wx8"D ¹ \$90 ea. Pair part: FRMASMB10567. Left: RIG133540. Right: RIG133563 HCPCS: E0951 |
| <input type="checkbox"/> P <input type="checkbox"/> L <input type="checkbox"/> R 5"Wx6"D \$90 ea. Pair part: FRMASMB10565. Left: RIG133538. Right: RIG133561 HCPCS: E0951 | <input type="checkbox"/> P <input type="checkbox"/> L <input type="checkbox"/> R 6"Wx11"D ¹ \$90 ea. Pair part: FRMASMB10568. Left: RIG133541. Right: RIG133564 HCPCS: E0951 |
| <input type="checkbox"/> P <input type="checkbox"/> L <input type="checkbox"/> R 5"Wx8"D \$90 ea. Pair part: FRMASMB10566. Left: RIG133539. Right: RIG133562 HCPCS: E0951 | <input type="checkbox"/> P <input type="checkbox"/> L <input type="checkbox"/> R 8"Wx11"D ² \$90 ea. Pair part: FRMASMB10569. Left: RIG133542. Right: RIG133565 HCPCS: E0951 |

Legrests section continued on following pages.

13. LEGRESTS CONTINUED

3c. Multi-Axis Footplate(s) with Heel Loops

*The 6"x11" footplates may cause interference with seat widths less than 18". *The 8"x11" footplates may cause interference with seat widths less than 20".

| | | | | | | | | | | | | | | | | | | | | | | | | | |
|---|---|---|--|--|---|---|---|--|---|---|---|--|---|---|---|---|---|---|---|---|--|---|---|---|--|
| <table border="0"> <tr> <td style="text-align: center;">P</td><td style="text-align: center;">L</td><td style="text-align: center;">R</td> <td>4"Wx6"D \$260 ea. Pair part: FRMASMB9456. Left: RIG133531. Right: RIG133552 HCPCS: E0951</td> </tr> <tr> <td style="text-align: center;">P</td><td style="text-align: center;">L</td><td style="text-align: center;">R</td> <td>5"Wx6"D \$260 ea. Pair part: FRMASMB9457. Left: RIG133532. Right: RIG133553 HCPCS: E0951</td> </tr> <tr> <td style="text-align: center;">P</td><td style="text-align: center;">L</td><td style="text-align: center;">R</td> <td>5"Wx8"D \$260 ea. Pair part: FRMASMB9458. Left: RIG133533. Right: RIG133554 HCPCS: E0951</td> </tr> </table> | P | L | R | 4"Wx6"D \$260 ea. Pair part: FRMASMB9456. Left: RIG133531. Right: RIG133552 HCPCS: E0951 | P | L | R | 5"Wx6"D \$260 ea. Pair part: FRMASMB9457. Left: RIG133532. Right: RIG133553 HCPCS: E0951 | P | L | R | 5"Wx8"D \$260 ea. Pair part: FRMASMB9458. Left: RIG133533. Right: RIG133554 HCPCS: E0951 | <table border="0"> <tr> <td style="text-align: center;">P</td><td style="text-align: center;">L</td><td style="text-align: center;">R</td> <td>6"Wx8"D¹ \$260 ea. Pair part: FRMASMB9459. Left: RIG133534. Right: RIG133555 HCPCS: E0951</td> </tr> <tr> <td style="text-align: center;">P</td><td style="text-align: center;">L</td><td style="text-align: center;">R</td> <td>6"Wx11"D¹ \$260 ea. Pair part: FRMASMB9460. Left: RIG133535. Right: RIG133558 HCPCS: E0951</td> </tr> <tr> <td style="text-align: center;">P</td><td style="text-align: center;">L</td><td style="text-align: center;">R</td> <td>8"Wx11"D² \$260 ea. Pair part: FRMASMB9461. Left: RIG133536. Right: RIG133559 HCPCS: E0951</td> </tr> </table> | P | L | R | 6"Wx8"D ¹ \$260 ea. Pair part: FRMASMB9459. Left: RIG133534. Right: RIG133555 HCPCS: E0951 | P | L | R | 6"Wx11"D ¹ \$260 ea. Pair part: FRMASMB9460. Left: RIG133535. Right: RIG133558 HCPCS: E0951 | P | L | R | 8"Wx11"D ² \$260 ea. Pair part: FRMASMB9461. Left: RIG133536. Right: RIG133559 HCPCS: E0951 |
| P | L | R | 4"Wx6"D \$260 ea. Pair part: FRMASMB9456. Left: RIG133531. Right: RIG133552 HCPCS: E0951 | | | | | | | | | | | | | | | | | | | | | | |
| P | L | R | 5"Wx6"D \$260 ea. Pair part: FRMASMB9457. Left: RIG133532. Right: RIG133553 HCPCS: E0951 | | | | | | | | | | | | | | | | | | | | | | |
| P | L | R | 5"Wx8"D \$260 ea. Pair part: FRMASMB9458. Left: RIG133533. Right: RIG133554 HCPCS: E0951 | | | | | | | | | | | | | | | | | | | | | | |
| P | L | R | 6"Wx8"D ¹ \$260 ea. Pair part: FRMASMB9459. Left: RIG133534. Right: RIG133555 HCPCS: E0951 | | | | | | | | | | | | | | | | | | | | | | |
| P | L | R | 6"Wx11"D ¹ \$260 ea. Pair part: FRMASMB9460. Left: RIG133535. Right: RIG133558 HCPCS: E0951 | | | | | | | | | | | | | | | | | | | | | | |
| P | L | R | 8"Wx11"D ² \$260 ea. Pair part: FRMASMB9461. Left: RIG133536. Right: RIG133559 HCPCS: E0951 | | | | | | | | | | | | | | | | | | | | | | |

4. Swing-Away Legrest Accessories

Gel Neoprene Footrest Sleeve (pair) \$84
Part: INDPART2243. HCPCS: K0108

5. Amputee Supports with Swing-Away Upper

Enter a quantity for the amputee supports and covers. A 60°-90° legrest upper must be selected with the amputee support. The support will be configured with the legrest upper side that does not have a lower extension and footplate selected with it.

| | |
|--|---|
| Therafin 31515 Multi-Axis Amputee Support \$230 ea. Part: INDPART2822. HCPCS: E1020 | Therafin 32387 Amputee Support Gel Cover \$155 ea. Part: INDPART2823. HCPCS: K0108 |
|--|---|

13.2. Legrest Accessories

| | |
|---|--|
| Heel Loops (pair) \$53 Part: FRMASMB7873. HCPCS: E0951 Standard on angle adjustable and multi axis footplates when noted. | Wheel Bumper \$37 Part: XRF000100 |
|---|--|

13.3 Set Legrest Extension Length

REQUIRED with center mounts and matching left and right rigging configurations. Part number is PTOINDV plus number following # below.

1a. Centermount Extension Length

| | | | | | | | | | |
|-----------------|-----------------|-------------------|--------------------|--------------------|--------------------|--------------------|--------------------|--------------------|--------------------|
| 2" L (#3989) | 5" L (#3992) | 8" L (#3680) | 9.5" L (#3683) | 11" L (#3686) | 12.5" L (#3689) | 14" L (#3692) | 15.5" L (#3695) | 17" L (#3698) | 18.5" L (#3701) |
| 3" L (#3990) | 6" L (#3993) | 8.5" L (#3681) | 10" L (#3684) | 11.5" L (#3687) | 13" L (#3690) | 14.5" L (#3693) | 16" L (#3696) | 17.5" L (#3699) | 19" L (#3702) |
| 4" L (#3991) | 7" L (#3994) | 9" L (#3682) | 10.5" L (#3685) | 12" L (#3688) | 13.5" L (#3691) | 15" L (#3694) | 16.5" L (#3697) | 18" L (#3700) | |

1b. Front Rigging Extension Length

Non-matching or individual legrest configurations lengths are not set by the manufacturer. See previous section for center mount extension lengths.

| | | | | | | | | |
|--------------------|--------------------|--------------------|--------------------|--------------------|--------------------|--------------------|--------------------|--------------------|
| 11" L (#3478) | 12" L (#3480) | 13" L (#3482) | 14" L (#3484) | 15" L (#3486) | 16" L (#3488) | 17" L (#3490) | 18" L (#3492) | 19" L (#3494) |
| 11.5" L (#3479) | 12.5" L (#3481) | 13.5" L (#3483) | 14.5" L (#3485) | 15.5" L (#3487) | 16.5" L (#3489) | 17.5" L (#3491) | 18.5" L (#3493) | 19.5" L (#3495) |

14. POWER ELECTRONICS

REQUIRED.

14.1. Actuator Control through Joystick

| | |
|---|---|
| Single Actuator Through Controller and Interface \$2,163 Part: XRF000335. HCPCS: E2310 (Coming Soon) | Multiple Actuator Through Controller and Interface \$3,040 Part: XRF000336. HCPCS: E2311 |
|---|---|

15. ACCESSORIES

Optional.

| | |
|--|---|
| Accessory Bar \$132 Part: XRF000128 Horizontal rail attached to rear of seat. Standard with the Trilogy vent tray and oxygen holder. | Privacy Bag \$84 Part: ACC2005723 |
| Cup Holder \$21 Part: XRF000354 | Q-Logic EX/NE Programmer \$573 Part: ELEASMB6976 |
| Large, Black, Weather Cover \$202 Part: ACCCOVER1021 | Transfer Handle (D) \$105 ea. Part: MEC2205680 x2. HCPCS: E0705 |
| Oxygen Holder \$210 Part: ACC125006. HCPCS: E2208 Includes accessory bar, a credit will be applied PTOINDV3769. | Trilogy Vent Tray \$420 Part: ACC136791. HCPCS: E1029 Includes accessory bar, a credit will be applied PTOINDV3769. Contact custom for models other than 100 and 200. |
| Personal Item Pouch \$84 Part: ACC2101017 | Depth Adjustable Vent Tray \$595 Coming Soon. Part: ACC2302500. HCPCS: E1029 Includes accessory bar, a credit will be applied PTOINDV3769. |

16. POSITIONING COMPONENTS

Optional. More options are available on the [Positioning Components Order Form](#).

16.1. Stealth Thoracic Laterals

Laterals are not available with the omit back option.

1. Bracket

Swing-away, Rail Mounts, pair (TWBTLTC)\$562
 Part: INDPART2677. HCPCS: E1028

2. Pads

Curved Pads, 3"x5", pair (TWBL-3X5)..... \$250 Curved Pads, 4"x6", pair (TWBL-4X6)..... \$250
 Part: INDPART2663. HCPCS: E0956 Part: INDPART2664. HCPCS: E0956

3. Installation

Install Laterals Do Not Install
 Part: PTOINDV3499 Part: PTOINDV3500

4. Lateral Extensions

REQUIRED with Synergy Back and thoracic lateral selections.

Lateral Extension for Synergy Back (pair)..... \$58
 Part: XRF000150

16.2. Stealth Unilink Pelvic/Thigh Guide

1. UniLink Pelvic/Thigh Hardware

| | |
|--|--|
| UniLink, 5" Height Adjustable, \$265 ea. Removable Mounting Hardware Part: ST-UTTP5-Q. HCPCS: E1028 QTY | UniLink, 7" Height Adjustable, \$276 ea. Removable Mounting Hardware Part: ST-UTTP7-Q. HCPCS: E1028 QTY |
|--|--|



2. UniLink Pelvic/Thigh Pads

| | |
|--|---|
| UniLink, 4" x 4" Pad \$106 ea. Part: ST-UTP544056100-Q. HCPCS: E0953/E0956 QTY | UniLink, 4" x 12" Pad \$106 ea. Part: ST-UTP54D056100-Q. HCPCS: E0953/E0956 QTY |
| UniLink, 4" x 8" Pad..... \$106 ea. Part: ST-UTP548056100-Q. HCPCS: E0953/E0956 QTY | |

3. UniLink Pelvic/Thigh Additional Links

| | |
|---|--|
| UniLink, 1.5" Link\$81 ea. Part: ST-UIL001150A000-Q QTY | UniLink, 2" Link.....\$81 ea. Part: ST-UIL001200A000-Q QTY |
|---|--|

16.3. Stealth Pelvic/Thigh Guides

Pelvic/thigh guides may interfere with the joystick receiver block and down posts. Please provide quantity next to check box.

1. Pelvic/Thigh Guide Bracket

| | |
|---|---|
| Flip Down Bracket (TWBTLADD-HW) \$281 ea. Part: INDPART2804. HCPCS: E1028 QTY | Flip Down with LEFT Full Surface Contact \$281 ea. Feature (TWBADD-L & LPHW407) Part: POS140428. HCPCS: E1028 |
| Removable Bracket (LP430)..... \$284 ea. Part: INDPART2805. HCPCS: E1028 QTY | Flip Down with RIGHT Full Surface Contact..... \$281 ea. Feature (TWBADD-R & LPHW407) Part: POS140429. HCPCS: E1028 |
| Removable Bracket with 1" Offset \$382 ea. (LP430 & LHW-121) Part: INDPART2854. HCPCS: E1028 QTY | |

2. Pelvic/Thigh Guide Adapter

| | |
|--|---|
| 2" Height Adapter Plate (LHW-122)..... \$28 Part: INDPART2821. HCPCS: K0108 Height adapter is needed with TRU-Comfort seat cushions. Not available with the flip down bracket. | 2 1/4" Adapter Plate (LHW-129) \$57 Part: POS140430. HCPCS: K0108 Only available with the flip down full surface bracket. |
|--|---|

3. Pelvic/Thigh Guide Pad

| | |
|--|---|
| Short Pad, 4"x4" (TWBADD-4X4)..... \$81 ea. Part: INDPART2801. HCPCS: E0953/E0956 QTY | Long Pad, 4"x12" (TWBADD-4X12) \$81 ea. Part: INDPART2803. HCPCS: E0953/E0956 QTY |
| Medium Pad, 4"x8" (TWBADD-4X8)..... \$81 ea. Part: INDPART2802. HCPCS: E0953/E0956 QTY | |

4. Pelvic/Thigh Guide Installation

| | | |
|--------------------------------------|---------------------------------------|-------------------------------------|
| Install on Left Part: PTOINDV3585 | Install on Right Part: PTOINDV3586 | Do Not Install Part: PTOINDV3719 |
|--------------------------------------|---------------------------------------|-------------------------------------|

17. LAP TRAY

17.1. Simple Solutions Lap Tray

Mounting bracket is required with lap tray selection. See chart below for compatibility.

1. Lap Tray

Simple Solutions Small Tray with Cut Out \$309
 Part: ST-SSLXS010001171-Q, HCPCS: E0950
 Simple Solutions Medium Tray with Cut Out..... \$309
 Part: ST-SSLXM010001171-Q, HCPCS: E0950

Simple Solutions Large Tray with Cut Out..... \$309
 Part: ST-SSLXL010001171-Q, HCPCS: E0950

2. Mounting Hardware

Swing Away Mounting Hardware.....\$302
 Part: ST-SSLXHD10000060-Q

| Simple Solutions Lap Tray Armrest Compatibility | Width | | | | | | | | | | | |
|--|-------|----|----|----|----|----|----|----|----|----|----|----|
| | 10 | 11 | 12 | 13 | 14 | 16 | 17 | 18 | 19 | 20 | 21 | 22 |
| Flip-Back | S | S | S | S | S | S | SM | ML | ML | ML | L | L |
| Flip-Back, Cane Mounted | S | S | S | S | S | SM | SM | ML | ML | L | L | |
| Drop-In, T-Arm | S | S | S | S | S | SM | SM | ML | ML | L | L | |
| Two-Post, Flip-Back | S | S | S | S | S | SM | SM | ML | ML | L | L | |
| Cantilever | S | S | S | S | S | M | M | ML | ML | L | L | |
| Q-Captain, Flip-Up | | | | | | SM | | ML | | L | | |
| Single Post/ Heavy Duty/ Bariatric | S | S | S | S | S | SM | SM | S | ML | ML | L | L |

S:ST-SSLXS010001171-Q M:ST-SSLXM010001171-Q L:ST-SSLXL010001171-Q
 :Compatible :Armrest configuration may not hold tray position
 *Some armrests listed may not be available on this order form.